


DES MOINES AREA QUILTERS GUILD, INC.



# PIECE TIME

April 2005  
Des Moines Area Quilters Guild  
www.dmaqq.org  
Volume 23 Number 4

## PAT COX

**West Des Moines United Methodist Church**

**1:00** – Baltimore Album Quilts

**7:00** – Hawaiian Applique

Our next lecturer and teacher will be Pat Cox from Minneapolis. Pat started quilting in the 1960's and many of her quilts have been pictured in national quilt magazines. She is a Certified Quilt Teacher and a Certified Judge. As a charter member of the Minnesota Quilters, she co-chaired their first quilt show and was chair of their second show. As a teacher she then realized the real need for quilting patterns and began designing her own patterns, which are now sold internationally, many of which are applique.

Pat is a widely known author in the world of quilts and has published four books and has a video on "Basic Applique Technique." She especially enjoys creating theme sampler quilts, using either Hawaiian, her Pennsylvania Dutch original designs, or the very special samplers in the Baltimore style of floral applique. We are very privileged to have her teaching several of these techniques in April.

**April 26th**

### LOCATION LOCATION LOCATION LOCATION

There will be a change in location for the Pat Cox workshops in April.

St. Theresa's Catholic Church 1230 Merle Hay Road

(on the corner of University and Merle Hay).

### APRIL WORKSHOPS *St. Theresa's Catholic Church*

Wednesday, April 27, 9:00am-4:00pm, **Hawaiian Applique**, \$30

Pat will teach us the fine art of Hawaiian applique. She, also, will bring some hand dyed fabric that can be purchased to use in your applique. In this class create your own idea or use a classic pattern to make an example of this lovely style of quilting.

Thursday, April 28, 9:00am-4:00pm, **Miniatures**, \$30

Work out a quilt design with small patterns and in the process create a beautiful miniature applique work of art.

Friday, April 29, 9:00am-4:00pm, **"Baltimore-Style" Quilts**, \$30

Make a basket of flowers block for your heirloom quilt. Pat has created lots of original patterns to choose from. This IS NOT your typical Baltimore Quilt blocks.

### ATTENTION GUILD MEMBERS!

Next meeting  
April 26, 2005  
1:00 & 7:00 pm

West Des Moines United Methodist  
Church 8th & Grand,  
West Des Moines, IA

# Upcoming Events

**Newcomers** 4/19 @ 6:30 PM

**Board Meeting** 4/4 @ 6:30 PM

<i>Programs for 2005</i>		<b>Velda Newman</b>	09/27
<b>Sandy Bonsib</b>	05/24	<b>Sara Nephew</b>	10/25
<b>Sharyn Craig</b>	06/28	<b>December Tea</b>	12/03
<b>Cindy Blackberg</b>	07/26		
<b>Auction</b>	08/23	<b>FALL Quilt Retreat</b>	11/3 - 6

**Quilt Show Information** page 4&5

**Workshop Registration** page 10

**Free Techniques** page 14

**Membership Form** page 15

## NOTES FROM YOUR PRESIDENT ....



Thanks to Mary Cecil for sharing her quilts, the story of her quilt journey, and the tips for color selection she has discovered along the way. Thanks also to Mary and JoAnn Belling for conducting workshops in March. It is wonderful to have a guild with such talented members.

We have been asked by the Sister City Commission to make a quilt to commemorate the 20th anniversary with our sister city in France, Saint-Etienne. I am designing a wall hanging and would like quilters to help putting it together. We will have a workday on April 2<sup>nd</sup>. Anyone, who is interested, please contact me.

According to the American Heart Association heart disease strikes one of every three females. That means many of us will be affected or know someone who will be. The association has started a "Go Red for Women" campaign to educate women about heart disease. They have asked our guild to make blocks to be turned in at their educational luncheon, May 5<sup>th</sup> at the Polk County Convention Complex. Those interested please make a block from the foundation paper pattern in this newsletter. The blocks may be turned in at the April 26<sup>th</sup> meeting or the Heart Association would like many of you to attend the luncheon and turn in the blocks in person. The blocks will later be made into a quilt to be displayed at their activities. We are also looking for a person or small group to put the quilt together.

Leigh is making plans for the August charity auction. There will be a few changes in format with more opportunities for you to make contributions.

If you have any questions or concerns, I can be reached at [janpittman@mchsi.com](mailto:janpittman@mchsi.com) or call 223-6735.

**Janet Pittman**



## NEWCOMERS MEETING-APRIL 19, 2005

Urbandale Public Library, 3520 86<sup>th</sup> St.  
(just south of 86<sup>th</sup> & Douglas)

6:30 p.m. to 8:30 p.m.

Welcome to all new members of DMAQG. You are invited to join a very special group. NewComers are DMAQG members who have belonged to the guild for less than a year. In addition to the regular monthly meetings of the guild, NewComers meet monthly on the 3<sup>rd</sup> Tuesday at the Urbandale Library. The purpose is to meet in a smaller setting to review and explain the current activities of the guild, have "show and tell," and present a program about a quilting technique or process. So, any first year members to the guild are invited to join NewComers. Our April meeting will feature Angela Lawrence. Angela is a very gifted quilter and quilt teacher. She will show how much fun it is to "play with color." Nancy Woods, the guild's community service chair will share what each of us can do to benefit the greater community through our quilting efforts.

Remember to bring your "show and tell" and join us for an interesting evening.

Don't forget to sign up for any upcoming DMAQG workshops. They are a wonderful way to increase your skills and to work with outstanding quilt teachers. Check out the list in the newsletter.

**Leigh Lussie** 276-0041

[ricle@earthlink.net](mailto:ricle@earthlink.net)

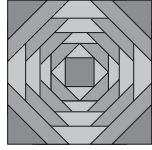

### Update from the Website Editor:

I hope everyone has noticed the changes to the Guild's website menu. Items have been moved, removed, and added. A picture of the 2005 raffle quilt has been added, as well as information on the 2006 raffle quilt. There have been some technical difficulties implementing the security to the members only section, but it should secure soon. Just a reminder: the username will be dmaqg and the password will be iowa (all lowercase).

**Elaine Voyce**, [elaiveoyce@mchsi.com](mailto:elaiveoyce@mchsi.com)

## President's Challenge

# Hawaiian Hospitality



The last two years the guild has had a special challenge we call the President's Challenge. This is really our entry into American Quilter's Society Ultimate Guild Challenge, which is shown at the AQS show in Nashville each August. The last 2 themes have been Flowers in My Garden and Something's Fishy. The Flowers in My Garden was juried into the 2004 show. We will be sending Something's Fishy in April for this year's contest. Both of these challenges leaned heavily to our guild appliquéers. I hope my challenge will draw in many of you who are piecers. I am thinking of this as similar to the Museum of the American Quilters' Society annual contest called "New Quilts from an Old Favorite" where quilters make innovative quilts based on a specific traditional pattern. My old favorite is the "pineapple block." The theme is "Hawaiian Hospitality."



How did you like the Challenge Packets for this year? Are your creative juices flowing yet? We will have packets available at the guild meetings each month until they are all sold out. So get yours soon! We are working on ideas for our challenge quilts. Challenge the members of your small group to participate. Have fun with it. The profit from the sell of the Challenge packets helps support the guild's programs. So help support the guild and buy a packet for only \$3.00.

If you are wanting to join a small group or if your small group is looking to add more members please contact the Directors At Large. Small groups can be such fun and it is a great way to get together with people who share the same interests.

## AQS President's Guild Challenge Rules:

1. Contest Theme: Hawaiian Hospitality
2. Finished quilt: 44" x 32" (Horizontal)
3. The quilt or its background must be made of pieced pineapple blocks of any size, skewed, distorted or regular.
4. Appliqué or other embellishments may be added.
5. The finished quilt must consist of 3 layers.
6. The quilt must be constructed and quilted by 1 person.
7. Quilts must be finished and hung at our December Tea where they will be voted on by the membership. The top 8 quilts will be entered in the AQS Ultimate Quilt Challenge in August 2006.

**Check our web site for links to previous "New Quilts from an Old Favorite" contests.**

**May newsletter deadline  
Advertising April 15th  
Articles April 22nd, 2005.**

Email your materials to  
duana@mac.com and wmsotwell@aol.com



## Corresponding Secretary

As your corresponding secretary I want to remind you to please get in touch with me. If you or someone from the guild is having a life event we would like to acknowledge the event. Please get in touch with me.

Contact me by phone: 515-289-2097, by email: grmaoftwins@dwx.com or by mail: 7330 NW 21<sup>st</sup> ST Ankeny, IA 50021

**Julie Hanel**

Thank You to the First Monday Applique small group for providing treat for the afternoon March meeting. Also, Thank You to the Sew What small group for providing treats for the evening March meeting. In April we look forward to the goodies provided by Kathy Safris, Diame Pilmer, and Opal Bernard for the afternoon meeting and to the Quilts Under Construction small group for the evening meeting. Thank You ladies. We still have openings at the July, September, and October afternoon meetings. If you would like to sign up please contact Sharon Meisenheimer or Ellen Cooper.

Directors at Large

**Sharon Meisenheimer**, 986-1145 rmeis@aol.com

**Ellen Cooper**, 279-4813 nelliecoop@qwest.net

## 2006 Raffle Quilt

Thanks to all the members who turned in their little blocks for the 2006 raffle quilt. They are wonderful. They are also just a beginning of all the blocks that will be needed for the quilt.



We still need more than 150 blocks to make up the bedsize quilt. So, I hope that many, many more of you will make and turn in the little blocks at the April or May meetings.

The March newsletter contained all the information about the quilt – including a picture of the body of the quilt – and the little blocks needed for it. Below is the basic information:

\*you can make any block (pieced, paper-pieced, appliqued, embroidered, photo-transferred, embellished, three-dimensional) but it needs to measure 4 1/2 inches square when turned in so it will finish 4 inches square;

\*you need to use medium and dark colored fabrics in your blocks because they will be appliqued onto a light cinnamon background (if you use light color fabrics, please use them only in the center of your blocks with a darker fabric surrounding) and the contrast is important for the design to show;

\*you may use any medium and/or dark fabrics – batiks, reproductions, florals, novelty, brights, stripes, plaids, solids, themed;

\*please do not use flannels; and


\*all the blocks need to be turned in by the May 2005 meetings so that the quilt top can be completed in time for the 2005 quilt show.

I hope all our guild members will share in the creation of the 2006 raffle quilt by making at least one little block. Have fun with them.

If you have any questions about the blocks or the quilt, please contact me. Thanks.

### Mary Shotwell

Quilt Show Chair-Elect, 279-2368, [WMSotwell@aol.com](mailto:WMSotwell@aol.com)



This Guild has a range of quilters with some having exquisite skills and others challenged to complete a quilt (my kind of folks). Making a placemat is a great way to get a project finished and experience success. You don't have to make a bunch of blocks to complete the project and you can make it any pattern you want. I'm feeling much more confident about my quilting after making several placemats. See how it is for you.

I took 30 placemats to Meals on Wheels after the Feb. meeting & they were excited to receive them. There were St. Patrick Day and Easter ones so they will be distributed in time for those holidays.

I have a list of members who have volunteered to quilt and/or bind charity quilts for those who would like that done for them. Thank you to those who volunteered! Call me if you would like someone to quilt or bind your charity quilt.

Happy quilting,

**Nancy Woods**, 243-1586 [nwoods@dhs.state.ia.us](mailto:nwoods@dhs.state.ia.us)

## Quilt Show 2005

October 7th, 8th and 9th, 2005  
Adventureland Palace Theater  
"An Iowa Adventure"

### Little Quilts

Time to start planning your Little Quilts to be sold at the Silent Auction during the 2005 quilt Show. Some Tips: Quilts should be no larger than 20" x 20" or 80" in circumference and be a small representation of a large quilt. Holiday themes sell well. There will be a special prize drawing in September for those little quilts already turned in. Get yours done early!

We will have a basket at the meetings to collect "Little Quilts" for the Quilt Show. Please help fill the basket!!

Have fun stitching. Remember, the proceeds benefit our guild.

Questions? **Lola Zimmerman** 225-7441,

**Desiree Clauson** 986-0014

## **DMAQG "An Iowa Adventure" Children Participation Exhibit**

As a way to get our children involved in quilting and to help with decorating our show we are having the second year of Children Participant Exhibit. This is open to children, grandchildren, friends and relatives of members of the DMAQG.

1. Any child or group 12 years of age and under may participate. Membership is not required.
2. "Quilts" can be made of any medium (i.e.:paper,felt, fabric) but must represent the theme of the quilt show "An Iowa Adventure."
3. Participation in this exhibit will not be judged, but each child that enters will receive a pass for entry with an adult into the quilt show, so that they may view their quilts and attend the quilt show. Please label the back of each quilt with the child's name,

## **Quilt Turning**

It is not too early to think about quilts that you could share for the quilt turning at our quilt show this fall. Let's "Celebrate Iowa" this year. If you made quilts for the sesquicentennial, or have made quilts for Iowa related events, let's share them this year. Have you made a quilt to celebrate your family's roots in Iowa? The "Spirit of Iowa" raffle quilt has wonderful images of Iowa and perhaps you have made a quilt celebrating one of those images: a school house quilt, or a quilt of sailboats for the sailor

age and address. The tickets to the show will be at the entrance to the show. Only one entry per child please.

4. A drop off bin will be at each DMAQG meeting between July thru September 2005.
5. Quilts must be picked up after the show on Sunday. This exhibit will be located in the kid's corner and is an opportunity for children to experience the ideas of quilting and then come and view their work at the show! Let them experiment with paints, markers, sewing machines, crayons, beads, needle and thread or fabrics. If you are a teacher, Scout leader or any group leader this could be a project to introduce quilting to children. Be a mentor and get a child involved in your art of quilting. This is a great way to keep Iowa Adventure alive!

**Peggy Warner** 986-4405 warnerbros2@msn.com

in your family. There are some wonderful quilts that have been shown with a Ragbrai theme. Who knows where the Lincoln Highway quilt is? I need the help of all of you to locate and share the wonderful quilts that will reflect our theme: Celebrate Iowa. This is one of the favorite activities for our quilt show attendees, so let's find those wonderful quilts you have made to Celebrate Iowa!

**Kathy Saffris** 276-2996

Okay ladies, time is moving faster than we would like. I hope you are all working on show projects. There are so many areas to support. Three ways that help our Guild are 1.) to attend the show 2.) donate a Little Quilt for the silent auction and 3.) buy and sale raffle tickets.

Another big way to help is by showing your work. We have so much talent and you all should share it, whether you are a beginner or a seasoned quilter. Also consider the Challenge division which is always great and a lot of fun.

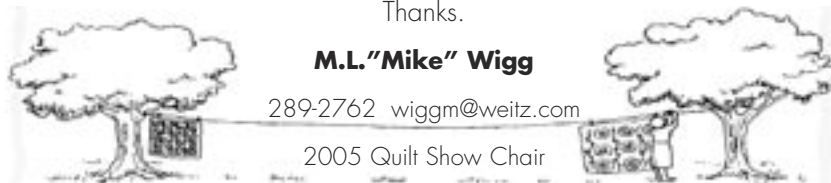
This year I am looking for quilts to show that have an Iowa theme or a special Iowa connection. If you have one or know of one, please contact me. Happy quilting,

Thanks.

**M.L."Mike" Wigg**

289-2762 wiggm@weitz.com

2005 Quilt Show Chair



**Share your quilts with the other members at the quilt show!**

## SMALL GROUP ACTIVITIES

### GET ORGANIZED!

- Choose a name for the group.
- Decide where and when the group will meet. Most groups meet in members' homes. Other places to meet might be a church, office building or community building. Some groups meet every week while others meet once or twice each month. A few groups just meet whenever they feel like it.
- Decide what activities or projects the group will do together. You may want to start slow and plan more activities after you've been meeting for a while.
- Type up a list of each member's name, address, phone number(s) and birthday. Give a copy to each member. You could also include your group's meeting dates.
- Fill out a DMAQG Small Group Profile Sheet and give to Directors at Large.


### GET TOGETHER!

- Each member works on her own project or UFO's (Unfinished Objects).
- Have "show and tell" at meetings. Members offer praise, encouragement and advice (if requested).
- Pick a quilt that everyone wants to make and work on it together; each member could choose their own color scheme or pick one color scheme and share fabrics.
- Make group quilts, charity quilts, mystery quilts, friendship quilts.
- Explore techniques
  - Choose a technique (colorwash, applique, fabric dyeing, etc.) and decide how long the group will study it. Some groups form just for this purpose and meet for a limited time while others decide to continue to meet because they enjoy each other's company.
  - A member demonstrates a technique (foundation paper piecing, machine applique, binding, etc.) at a meeting. Members could work on a sample block or a small project to learn the technique.
- Fabric exchanges
  - Have a "Cutting Bee". Each member cuts 2 1/2" and 4 1/2" strips (or other sizes) for themselves and the other members. Decide on the number of strips and the color theme, if any. The cutting could be done before the meeting or at the meeting. Exchange strips. This would work well for a specific quilt pattern. Refer to the Fons and Porter book Quick Quilts From the Heart for more information.
  - Exchange fat quarters, 9" (quarter yard) cuts or 6" strips. This could be by color or theme (i.e., homespun, florals, fall or Christmas).
  - Have a charm quilt exchange with 6" squares (or a different size). Cut squares from 25 different fabrics for each member.
  - Exchange "wonder" fabric (as in, "I wonder what made me buy this fabric!") or "ugly (but beautiful to someone else?) fabric.
  - Bring fabric back from vacation for each member in your group. Challenge them to use it in a project or by a certain date. You could also make friendship quilts using vacation fabric.
  - Give fabric as a "thank you" for a favor, to a hostess or to the driver on a road trip.
  - As with block exchanges, there are many possibilities for exchanging fabric. The group should agree upon what is to be exchanges, as well as rules (size, color, washed or unwashed) and a deadline.
- Volunteer for DMAQG Activities
- Volunteer to be hostesses for the treats after the guild meetings.
- Volunteer to be hostesses for the August Potluck meeting or the December Tea.
- Volunteer to work together at the quilt show.

Volunteer to co-chair or serve on committees. There are lots of ways to get involved; talk to any board member and let them know you want to help.

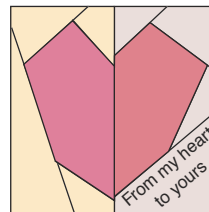
### NEW MEETING TIME FOR 1800s QUILT STUDY GROUP

The 1800s Quilt Study Group will now meet on the third Monday of each month. The meeting place and time will continue to be Creekside Quilting at 7 p.m. As usual, doors open 10 minutes before the start of the meeting. Next month's meeting is April 18. Please bring your projects to work on. Any questions? Contact Kimber Mitchell Van Heukelom at 284-2260 (work) or 993-4005 (home).

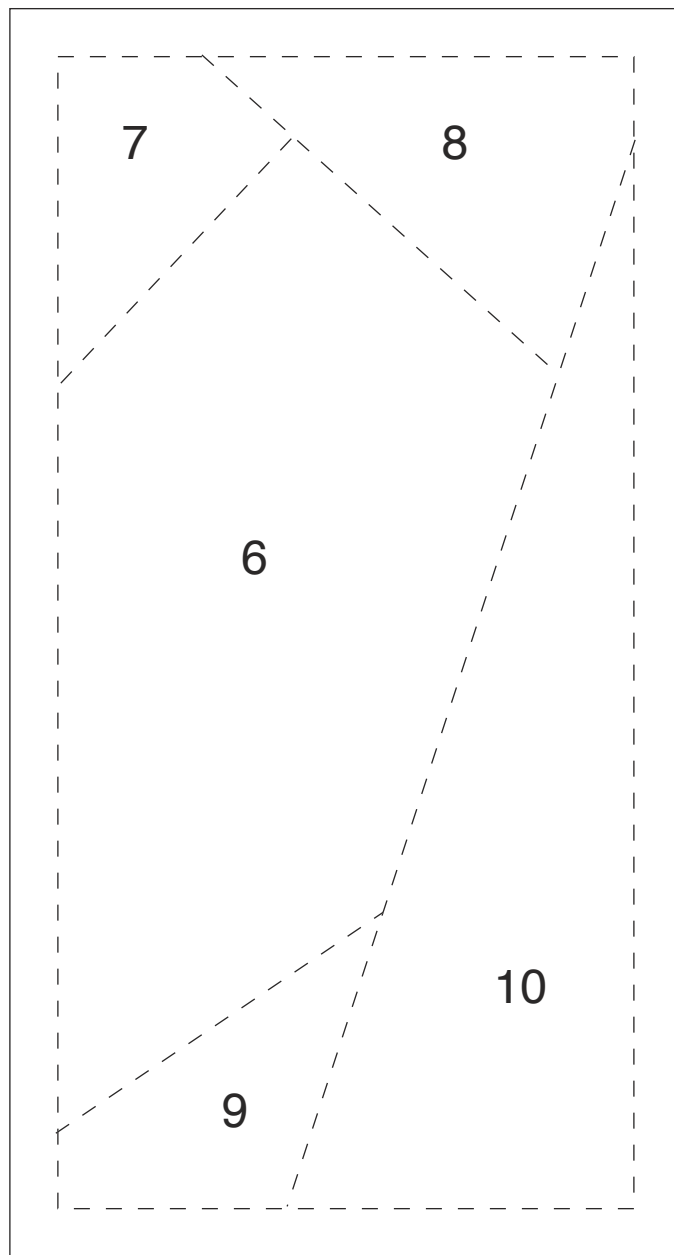
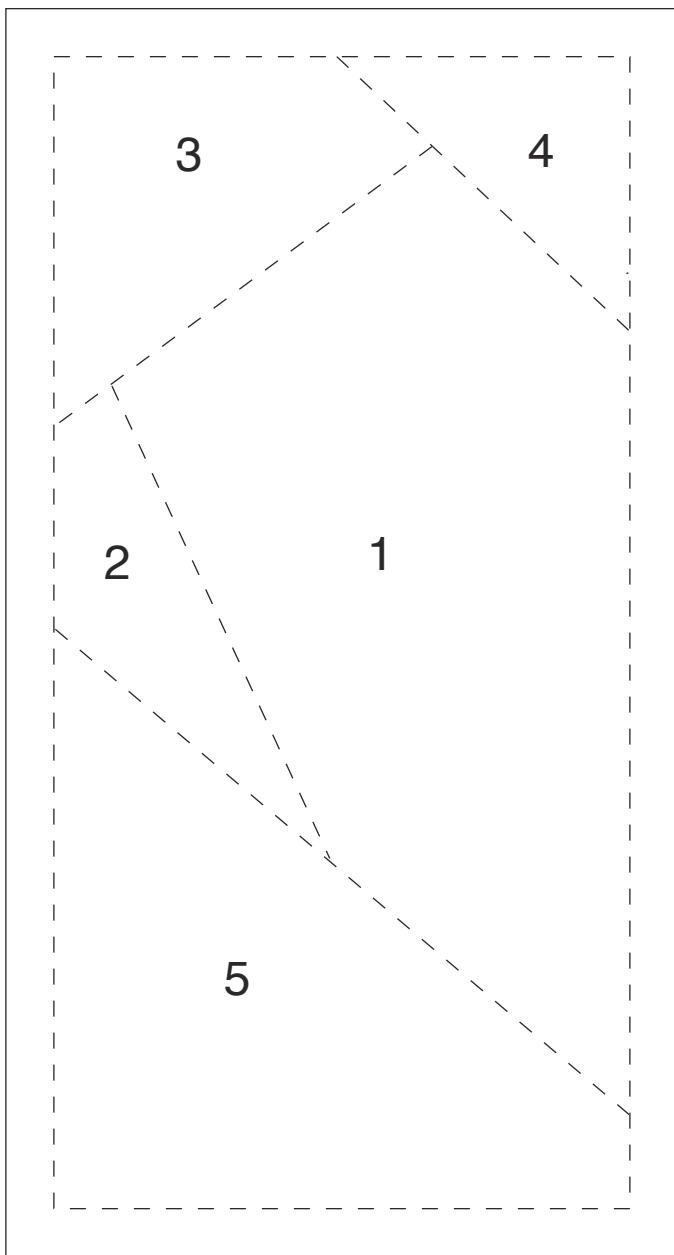


# Pieced Heart block for "Go Red for Women"

campaign of the American Heart Association



1. Use the foundation paper piecing pattern below to make a 6" finished (6 1/2" unfinished) heart block.
2. Make pieces 1 and 6 in dark pinks to reds to purples, the same or scrappy, in prints, solids or plaids.
3. Piece the remaining sections in order, using off white, beige or very pale pink, all the same or scrappy, in prints, solids or plaids.
4. Trim to solid lines. Sew the two sections together.
5. Add a message with permanent ink. (The message may be to a friend or relative with heart disease, in memory of someone or words of encouragement for the future.)
6. Turn blocks in at the April meetings or take to Go Red for Women luncheon, May 5th, at the Polk County Convention Complex. Watch for information in the news media.



## From Your Library

LIBRARY HOURS AND INFORMATION

**Afternoon Meeting:** 12:15 - 1:00  
15 minutes after the meeting  
Jeannie Murphy



**Afternoon Librarian:**

Suzanne Myers - 225-7045 Assistants: Faye Cox,

**Evening Meeting:** 6:30 - 7:00  
15 Minutes after the meeting

**Evening Librarian:**

Joyce Wisgerhof - 278-0805 Assistant: Helen Schleicher

## New Books

American Quilt Classics by Patricia Cox - History and Traditional Projects

Workshops From Quilt Skills by The Quilters Guild - Art Quilts

Quilted Memories, Celebrations of Life by Mary Lou Weidman - Whimsical Applique

### DONATED BOOKS

Everday Embellishments by M'liss Rae Hawley - Embellished Wall hangings

Donated by Becky Schoonover

The World of Amish Quilts by Rachel and Kenneth Pellman - History and culture

Donated by Suzanne Myers

**Joyce Wisgerhof**, 278-0805 JLEEWIS@aol.com

**Suzanne Myers**, 225-7045 suzannemyers14@aol.com

### Quilt Fiction

We have had a great demand for quilt fiction. If you have copies of Jennifer Chiaverini, Sandra Dallas or any other series and would like to donate them to the library please bring them to the library during the library hours. We would appreciate the new titles and extra copies.



### The Stitching Place

127 N. Duxton

Indianola, Iowa 50125

Quilting Fabrics, Machine Embroidery Supplies  
Notions, blank Chambray and Denim Clothing  
Pfaff and baby lock sewing machines and sergers  
Eileen Laninger owner 515-941-5142

## NEWS 2 KNOW

\*An article about the Des Moines Area Applique Society daytime group's appliqued quilt top that was created for the DMAQG's 2004 breast cancer auction appears in the March/April 2005 issue of The Applique Society newsletter. A photo of the appliqued quilt top and members of the TAS group is also featured in the newsletter.

### CHILDREN'S EXHIBIT

Bed quilts and art quilts as well as drawings made by children are on exhibition at the Scottish Rite Park Gallery, 2909 Woodland, Des Moines, IA 50312. This display will continue during the months of March and April 2005. The Gallery is open for viewing 1 p.m. to 4 p.m. Monday through Friday.

The children will be present to greet visitors on Saturday, April 9, from 1:30 to 3:30 pm.

Thirty-two pieces exhibited are made by Gus Paul Johnson, Megan Cox, Tad, Bryan and Matt Belling, Brianne and Nathan Zbylicki, Leah Swartz, Brooke Belling, Marian and Blima Simpser, Jacob and Jamie Grossman, Dakota Belling, Leah and Sara Ryan, Nate and Paige Stewart, Hannah and Jason Loiler and the Ginsbergs.

Attention all those who love **Crazy Quilts**. Would you be interested in forming a Crazy Quilt small group??? Please contact Donna Horn @224-1113.

All members may submit items of interest for this regular newsletter feature, either items about shows in the area, new or unusual shops, and events of interest to members. Send items to Duana Laird duana@mac.com and Mary Shotwell WMshotwell@aol.com

**MAY**                      **SANDY BONSB**                      WASHINGTON

**Monday, May 23**                      **FOLK ART: PRIMITIVE APPLIQUE 6:30PM-9:30PM**

Learn to create primitive shapes even if you can't draw! The focus of this workshop is on how to create folk art applique shapes, the many ways to applique them to a background, & embellishments techniques. The quilt "My favorite Things" inspired this workshop, but each student creates a quilt of her own favorite things.

**Wednesday, May 25** 9:00am-4:00pm                      **FOLK ART:NO SEAM RIPPERS PLEASE**

Use up those extra strips from previous projects! Students make scrappy blocks and cut them askew to create Lopsided Logs, then combine them to make a wonderfully fun and colorful quilt. Blocks will be in different sizes, so techniques for fitting them together are demonstrated. Embellishments are also discussed. This workshop teaches students to be random in their fabric choices and allows them to use up the many extra strips they may have accumulated.

**Thursday, May 26** 9:00am-4:00pm                      **TECHNIQUES: COLOR WORKSHOP**

Choosing colors for a quilt is often harder than making the blocks. Learn basic color principles by creating blocks using complementary pairs & neutrals.

**JUNE**                      **SHARYN CRAIG**                      CALIFORNIA

**Wednesday, June 29** 9:00am-4:00pm                      **SCRAP HALF LOG CABIN**

NEW, IMPROVED, BETTER THAN EVER! This new method is even easier than before. Strip trading starts the fun rolling for this scrap variation of the Half Log Cabin block. (featured in The Ultimate Half Log Cabin Book) EXPERIENCE LEVEL: All levels FOCUS: Techniques & FUN

**Thursday, June 30** 9:00am-4:00pm                      **NORTHWIND**

Another great scrap quilt! Students will trade fabric in this workshop, then learn a very slick, efficient, organized method of cutting & piecing triangles to create a variety of different blocks. There are eight different blocks to select from, or you can design your own. Even when the blocks are made you have unlimited possibilities for how you ultimately sew them together into a quilt. Even quilters who have been previously intimidated by triangles find this workshop fun and freeing. (This workshop was featured in Traditional Quiltworks #38, pp 25-30.) EXPERIENCE LEVEL: All levels FOCUS: Skill building, design and color

**JULY**                      **CINDY BLACKBERG**                      FLORIDA

**Wednesday, July 27** 9:00am-4:00pm                      **MASTERING HAND PIECING**

Students return to the relaxing art of hand piecing. Participants learn to accurately hand piece points. While stitching on the sunflower block, students learn to set in curves easily with a new technique developed by Cindy to keep seams flat. (See Rodale's new book Favorite Techniques from the Experts.)

**Thursday, July 28** 9:00am-4:00pm                      **MARINER'S COMPASS**

This workshop will satisfy all tastes, since students can choose to hand piece or machine piece the block. Cindy's techniques will show how easy the block can be pieced without foundation papers or templates! Each student will stamp out her pieces to make it the most accurate compass EVER!

**SEPTEMBER**                      **VELDA NEWMAN**                      CALIFORNIA

**Wednesday, September 28** 9:00am-4:00pm                      **TEXTURE AND FORM 1**

Nature is an endless source of beauty and inspiration. With this in mind, learn how to get rid of "flat" appliqué. Students will learn to create texture & form using machine techniques.

**Thursday and Friday, September 29 AND 30** 9:00am-4:00pm                      **CREATING REALISM 2**

This class is all about exploration! It is an expansion on the Creating Realism 1 class and it is in true workshop format. In this class we work with all kinds of mediums (paints, inks, bleach, crayon, etc.) and push the limits of our imaginations. The students will also be taken through the process of developing an original composition using the overhead projector and making individual patterns. Hopefully they will take these pieces home & continue to experiment and create.

**OCTOBER**                      **SARA NEPHEW**                      WASHINGTON STATE

**Monday, October 24 6:30-9:30 PM**                      **VALUE-ABLE FABRIC**

Brain training! These exercises will train your eyes too. Learn how to sort fabrics by value. Subjects discussed: chiaroscuro, isometric 3-D, the effect of large & small prints. First the students lay out a big value chart of about 50 fabrics. (Provided by the teacher, you don't get to keep them.) Each student places at least a few fabrics in the correct position by value. Help can be solicited. Then students cut and exchange small pieces of fabric & glue down a value chart. If time permits, students may also cut & glue fabric to fill a simple 3-D design.

**Wednesday, October 26** 9:00am-4:00pm                      **3-D BUILDINGS**                      Intermediate to Advanced

New quilt patterns for isometric 3-D illusion buildings! Some quilts or tops are shown and the theory of Isometric (equilateral) 3-D illusions is briefly discussed. Students learn how to sort fabric into dark, medium, and light. A cutting demo is given for each section of the two-chimney house, after which students cut and piece that section themselves. (Then the next section is demonstrated, etc.) The aim is to complete one house block, after which the student can make the Homestead wall hanging, or try the reverse house block (or another building block) to begin a larger quilt. Bring fabric to piece a block or two rather than enough for a whole quilt.

**Thursday, October 27** 9:00am-4:00pm                      **SPACE CRYSTAL 2**                      Intermediate to Advanced

The wall hanging is shown and fabric and color choices are discussed. After a cutting demo, students begin to cut and piece the center hexagonal block (Tumbling Blocks & Stars). The aim of the class is to piece the center block and at least one of the hexagon units. Assembly of the 3-D star and setting in the parts of the triangle units are also covered in class. \*\* Clearview Triangles will be available to use in class, and to purchase if desired.

**Gwen's Quilt Studio**  
 Custom Hand Guided Machine Quilting

**Gwen Roen**  
 (515) 961-9727

16914 Little Lake Trail  
 Indianola, IA 50125

gwensquilting@aol.com

\$5	\$10	\$10	\$10	\$10	\$10	\$10	\$10	\$10	\$10	\$10	\$5
-----	------	------	------	------	------	------	------	------	------	------	-----

**Creative Sewing Center**                      **M-F: 10-5**  
 3708 Ingersoll Ave., DM, IA 50312                      **Th: 10-7**  
 515-279-0019 † csew@earthlink.net                      **Sa: 10-4**

**Get Punched Out**  
 (by our Fabulous Deals)  
 and receive \$20 in \*FREE product!

\*Excl. sales tax

Cottons † Batiks † Flannel † Notions † Books † Batting

Husqarna                      VIKING                      www.creativesewingcenter.com

\$5	\$10	\$10	\$10	\$10	\$10	\$10	\$10	\$10	\$10	\$10	\$5
-----	------	------	------	------	------	------	------	------	------	------	-----

**REGISTRATION FOR 2005 WORKSHOPS**

- \*Reserve your place in a workshop by completing the registration form. Payment is due 30 days before the workshop.
- \*Checks can be made for the total amount of ALL the workshops for which you register.
- \*Payments are refundable if cancellation is done 30 days prior to the workshop.
- \*All daytime workshops are from 9AM -4PM. Evening workshops are 6:00 PM - 9:30PM unless noted.
- \*Registration and payments may be made by mail or at guild meetings.

**2005 DMAQG Workshop Registration Form**

Teacher	Date	Day	Workshop	Cost	*Check to Attend	Extend Cost
Pat Cox	April 27	Wednesday	Hawaiian Applique	\$30.00	<input type="checkbox"/>	_____
	April 28	Thursday	Miniature Applique	\$30.00	<input type="checkbox"/>	_____
	April 29	Friday	Baltimore Style Quilts	\$30.00	<input type="checkbox"/>	_____
Sandy Bonsib	May 23	Monday	Folk Art: Primitive Applique	\$20.00	<input type="checkbox"/>	_____
	May 25	Wednesday	Folk Art: No Seam Rippers	\$30.00	<input type="checkbox"/>	_____
	May 26	Thursday	Color Workshop	\$30.00	<input type="checkbox"/>	_____
Sharon Craig	June 29	Wednesday	Scrap Half Log Cabin	\$30.00	<input type="checkbox"/>	_____
	June 30	Thursday	Northwind	\$30.00	<input type="checkbox"/>	_____
Cindy Blackberg	July 27	Wednesday	Mastering Hand Piecing	\$30.00	<input type="checkbox"/>	_____
	July 28	Thursday	Mariners Compass-Hand or Machine	\$30.00	<input type="checkbox"/>	_____
Velda Newman	Sept. 28	Wednesday	Texture and Form 1	\$30.00	<input type="checkbox"/>	_____
	Sept. 29&30	Thur.&Fri.	Creating Realism 2 Day Workshop	\$60.00	<input type="checkbox"/>	_____
Sara Nephew	Oct. 24	Monday	Value-Able Fabric	\$20.00	<input type="checkbox"/>	_____
	Oct. 26	Wednesday	3-D Building	\$30.00	<input type="checkbox"/>	_____
	Oct. 27	Thursday	Space Crystals	\$30.00	<input type="checkbox"/>	_____
Totals						_____

**Program Chair: Donna Horn**, 224-1113, email: RDAMMH@aol.com

\*If you wish to take more than one class from a teacher, please indicate which is your 1st, 2nd or 3rd choices. The first choice will be scheduled (if space is available) and the 2nd and/or 3rd choices will go on the waiting lists. Please complete the form, make out a check payable to **DMAQG** and send to: Lynn Stangl, 5604 Woodland Ave, West Des Moines, IA 50266  
515-225-6875      lynnstangl@msn.com

**Your Name:** \_\_\_\_\_  
**Phone#:** \_\_\_\_\_  
**Email:** \_\_\_\_\_  
**Address** \_\_\_\_\_  
 \_\_\_\_\_  
**City** \_\_\_\_\_ **State** \_\_\_\_\_ **Zip** \_\_\_\_\_

# The Quilt Junction

220 5th Street  
West Des Moines, IA 50265  
515/274-0660  
Toll-free 1-888-274-0660



Over 2800 bolts of fun fabrics, more than 220 book titles, large craft button selection, rainbow assortment of threads, patterns, notions and a helpful, fun staff!

**Store Hours:** We carry Mettler, AuriFIL and variegated threads from YLI  
**Mon-Sat** 10 am - 5 pm New - larger thread assortment, more patterns than ever!  
**Sunday** 12 noon - 4 pm  
**Open 'til 7 pm** Thursdays

Visit us on the Web for news, events and updates.  
 Order On-line or by phone. Use our web forum for tips, fabric swaps or to locate hard to find fabrics, etc.  
<http://www.thequiltjunction.com>

*Thank You!*  
 Out-going board member

Thank you for the lovely blocks and fabric that so many of you shared with me for my year of co-chairing the Retreat. I've got my next retreat project all planned out, and it uses batiks!



Thanks again,  
**M. J. Rozendaal**

**Des Moines Area Quilters Guild, Inc.**  
**Financial Statement**  
 February 2005

	<u>Actual</u>	<u>Budget</u>
<b>Beginning Balance</b>	25,881.18	25,881.18
<b>Income:</b>		
Advertising	184.00	2,300.00
Challenge Inc.		300.00
Dues	6,692.00	12,500.00
Guest Fees	90.00	400.00
Interest Income		250.00
Library Income		350.00
Misc. & Prior		
QS Income	1,250.00	22,250.00
Retreat Income	168.25	16,000.00
Workshop Income	7,785.00	12,000.00
<b>Total Income</b>	16,169.25	66,350.00
<b>Expense</b>		
Challenge-President AQS		115.00
Challenge - show	167.80	300.00
Community Projects	42.64	300.00
Fair Premiums		300.00
Insurance	536.00	660.00
Library		500.00
Meeting Place	369.00	1,600.00
Member Maintenance	145.32	1,800.00
Member Workshops	2,056.33	12,900.00
Member Program	4,069.96	11,477.00
Member Technique Seminars	100.00	1,300.00
Miscellaneous & Prior		200.00
Newcomers	97.02	720.00
Newsletter	1975.51	8,500.00
QS-Future	67.59	400.00
Quilt Show Expense	950.16	16,620.00
Retreat		17,436.00
Website	123.11	450.00
<b>Total Expense</b>	10,700.44	75,578.00
<b>Gain or loss</b>	5,468.81	
Checking Account Balance as of 2/28/05	\$15,390.49	
Money Market Balance as 2/28/05	\$15,764.50	
	\$31,154.99	

## Quilter's Cupboard

Fabric, Books, Patterns, and Notions

131 N. Ankeny Blvd.  
 (1 block north of 1<sup>st</sup> St. on Hwy 69)  
 Ankeny, IA 50021  
 515-963-8758  
[quilterscupboard@yahoo.com](mailto:quilterscupboard@yahoo.com)

Hours: Mon. - Sat. 10 - 5  
 Thurs. Until 7:00

### MEMBERSHIP DIRECTORY UPDATE

\* Please welcome these new members  
 + Renewals

- \*Denise Dykstra: 8054 S. 76<sup>th</sup> Ave. W., Prairie City, IA 50228-515-994-2297; [d.dykstra@prodigy.net](mailto:d.dykstra@prodigy.net)
- \*Amy Fritz: 6409 NW 97<sup>th</sup> Street, Johnston, IA 50131-515-986-5171
- \*Maxine Greek: 1725 S. 50<sup>th</sup> St., Unit #164, West Des Moines, IA 50265-515-265-0590
- \*JoBeth Hammer: 1043 Polk Blvd., Des Moines, IA 50311-515-255-1548
- \*Ronna Kurtz: 365 N. Shadyview Blvd., Pleasant Hill, IA 50327-515-266-1819
- \*Rebecca McCreary: 5513 Kensington Court, Johnston, IA 50131-515-276-4573; [rebeccamccreary@mchsi.com](mailto:rebeccamccreary@mchsi.com)
- \*Mary Schrunck: 752 20<sup>th</sup> Street, Des Moines, IA 50314-515-282-5979
- \*Betty Shutters: 9807 Quail Ridge, Urbandale, IA 50322-515-278-8595
- +Mary Booth: 15409 Oakwood Drive, Urbandale, IA 50323-515-986-3890
- +Ruth DeCook: 3217 Skyline Drive, Des Moines, IA 50310-515-279-3187; [RuthArr@netzero.net](mailto:RuthArr@netzero.net)
- +Connie Doern: 12307 Madison Avenue, Urbandale, IA 50323-515-276-4748
- +Dorothy Gezel: 509 W. Clinton, Indianola, IA 50125-515-961-0569; [dgezel@mchsi.com](mailto:dgezel@mchsi.com)
- +Ruth Lorenzen: 2915 Pleasant Street, West Des Moines, IA 50266-515-255-0059
- +Dotty Raun: 2291 50<sup>th</sup> Avenue, Cumming, IA 50061-515-285-6689
- +Joan Rozycki: 4425 70<sup>th</sup> Place, Urbandale, IA 50322-515-252-0110; [jmzr02@yahoo.com](mailto:jmzr02@yahoo.com)
- +Susie Sheridan: 5404 SW 18<sup>th</sup> Street, Des Moines, IA 50315-4844-515-285-9868
- +M.Mercedes Silva: 1231 Idaho Ct., Ames, IA 50014-515-292-8257; [kopihue@netscape.com](mailto:kopihue@netscape.com)
- +Mary Stifel: 4774 Coachlight Drive, West Des Moines, IA 50265-515-223-5717; [mstifel@mercydesmoines.org](mailto:mstifel@mercydesmoines.org)
- +Sharon Wasteny: 3151 Homestead Lane, Ellston, IA 50074-641-772-4914; [swasten@iastate.edu](mailto:swasten@iastate.edu)
- +Jan Weier: 4100 Greenview Drive, Urbandale, IA 50322-515-254-1872; [cutnquilt@aol.com](mailto:cutnquilt@aol.com)
- +Carol Wilson: 501 Prairie View Drive, West Des Moines, IA 50266-515-266-8415

## Grandma's House of Quilting

Our shop is in Grandma's old farmhouse nestled among the trees, cob shed, chicken house and old barn.

We love color here and have lots of brights, retro and funky fabrics. Baby cottons, flannels and chenilles are available too. Moda, Thimbleberries, RJR, Jinny Beyer, Andover and Timeless Treasures are just a few of the great namebrands we carry.

custom machine quilting is available by  
Farmhouse Quilting  
Bring in your quilt top and we will help you

We are about 70 miles west of Des Moines  
-on I-80 - exit 60 - go north on Hwy. 71 -  
18 mi. to the north edge of Audubon - turn  
east at John Deere - 3/4 mi. to 1864.

email ghoq@iowatelecom.net  
www.ghoq.com  
ph# 712-563-4471

"Sew Much Fun"

## GRINNELL FiberWorks

Featuring  
Contemporary Quilt Fabrics  
Wearable Art Fabrics  
International Fabrics  
Beads - Yarns  
Doll Making - Pillows  
Fiber Art Source  
Purse and Bag Supplies

10-7 Monday-Friday  
10-5 Saturday  
Noon-4 Sunday

831 Main St  
Grinnell, Iowa 50112  
641-236-7026

www.GrinnellFiberWorks.com



## Join Sew Great Tours Our 2005 quilting destinations!

-  **MQS Overland Park May 11-14**  
quilt show for machine quilting enthusiast
-  **MQS Overland Park May 13**  
One day trip
-  **The Appliqué Society Show -Denver**  
May 18-22
-  **Minnesota Quilt Show—June 9-11**  
Stars in the Harbor-Destination Duluth!
-  **Pennsylvania Sampler Sept 12-18**  
Fenton glass-boys bears-longaberger
-  **International Quilt Festival Houston**  
Oct. 25-30



**Sew Great Tours!**  
66044 Lincoln Highway  
Nevada, IA 50201

515-382-6444

Meet bus in DSM Ankeny Ames or in route  
www.sewgreattours.com

## Quilt Ladder™

"Display your special quilts with style"

"You may hang up to six quilts at a time within a small area!"

Wonderful in any room in your home!

"Hickam quality" Solid Hardwood

"Shop Display"



Height: 6'6"  
Width: 18"  
Available in:  
Natural Oak  
Unfinished Oak  
Natural Cherry



### A-Frame Hardware Kit

With the A-Frame Quilt Hardware Kit and two Quilt Ladders you are able to display 12 quilts within an 18" X 50" area.



Polished Brass Finish

By: Master Piece Products  
10481 NW 107th Ave., Spring, IA 50209  
515-999-2746, Fax: 515-999-2213

All orders must be prepaid.

Ladders will be shipped by UPS.

Address must include street and house number. Foreign orders shipping will be higher.

Name _____	Quantity _____	Price Each _____	Total _____
Address _____	Natural Oak _____	\$105.00 _____	_____
City _____ State _____ Zip _____	Unfinished Oak _____	\$ 85.00 _____	_____
Phone _____	Natural Cherry _____	\$120.00 _____	_____
	A-Frame HW Kit _____	\$120.00 _____	_____
	<b>IA residence must add 5% sales tax</b>		
	Subtotal: _____		
	Shipping and handling: _____		
	Arrangements may be made for customer pick up of local orders.		
Check: _____ Cash: _____	\$20.00 -single ladder _____		
MC/Vis: _____	\$25.00-A-Frame Ladder (includes 2 ladder/hw kit)		
	\$ 1.00 for A-Frame Hardware (Kit if ordered separately)		
exp. date: _____	Total Due: _____		
	All orders must be prepaid.		



9926 Swanson Blvd  
Clive, IA 50325  
515-276-1977  
www.creekside-quilting.com

**Over 4,000 bolts of beautiful fabric, including the newest collections, more than 200 batiks, and a great selection of flannel and wool.**

**NEW portable extension table.....great for classes, workshops, & retreats!**



**SHOP HOURS**

M-W 10 – 5:30  
Thursday 10 – 7:00  
Fri-Sat 10 – 5:00  
Sun 1 – 4 PM

Closed major holidays



2800+ bolts including the full Jinny Beyer palette and 100+ batiks, patterns, books, notions and gifts

15% off your entire purchase during your birthday week! (provide proof of the date)

629 Main Street  
Jewell, IA 50130  
515-827-6151

3 miles west of I-35 at exit 133  
Hours: 10-5 Tuesday-Saturday and  
10-8 on Thursday  
Closed Sunday and Monday

*Your quilt shop in Ankeny, IA*

# Quilters Haven

**BUCK-A-BLOCK**  
(\*4" Colorways)

starts Oct. 29th, 2004

Come anytime during month.

Additions blocks  
ONLY \$3.00

---

**Machine Quilting Services-All sizes**

---

**We Create T-Shirt Quilts**

---

**STORE HOURS:**  
Mon-Thurs 10 AM-6 PM  
Fri-Sat 10 AM-5 PM

---

520 SW 3rd St., Ankeny, IA 50021  
515-964-2747  
www.quiltbuild.com

**Custom machine quilting or finishing of your quilt projects. Abigail Livingood, (505)221-2737, Livingood@iname.com**

## Love of Quilting DVDs

*Reserve your copies today!*

**Series 400** (#DVD400)  
**Series 500** available March 15 (#DVD500)

2 DVDs per series; each series \$29.97

*Visit our web site, call  
or stop in the store to pre-order!!*

**54 Court, Winterset, IA**  
**515-462-1020 • 888-985-1020**  
www.fonsandporter.com  
**STORE HOURS: MON.-SAT. 10 - 5**

**The Sampler**

**Over 4200 Calicoes, Solids, Flannels  
Batiks, 30's Prints, & Bright Kids Prints  
Books & Supplies  
Quilt Guild Discount & Mail Order Available**

102 S. Grand,                      641-774-2116                      M-F 9:45-6:00  
PO Box 25                              carolsampler@mchsi.com                      S 9:45-3:00  
Chariton, IA

**The Quiltmaker's Shoppe**

110 East Main Street  
Manchester, Iowa 52057

*Everything you need to make a quilt  
and more!*

Tues. - Fri. - 9-5  
Thurs. - 9-8  
Sat. - 9-4

**Kathy Wilgenbusch**  
563-927-8017

## Free Quilt Technique Classes

The DMAQG, Inc., is offering free quilt technique sessions in 2005. We hope everyone can get at least one free session. These sessions are scheduled for two hours and are being taught by our own members. Creekside Quilting, The Quilt Block, and Quilting Connections in Ames have volunteered their classrooms for these sessions. The schedule for these years' sessions is available in this newsletter.

**Register online or send in your registration and you will be contacted about a session and about a supply list.**

4/16/2005	Sat.	Dimensional Applique	Kelly	Ames	1:00-3:00 pm
4/20/2005	Weds.	Machine Applique	Mabeth Oxenreider	Quilt Block	6:30-8:30 pm
4/23/2005	Sat.	Paper Piecing by Hand	Debbie Black	Creekside	10:00-noon

Guidelines for the sessions – Registration will be based on a “first come first served” basis. Members unable to attend must notify the committee prior to the class to be eligible to attend other sessions. Members on a waiting list will be notified if there is a cancellation. There will be a minimum and a maximum number for enrollment in each session. Members may only sign up for the same session once. Members may only sign themselves up for a session. Some sessions may require the purchase of an instructional kit or supplies.

On-line registration is available for our free technique seminars. Go to DMAQG.org website, in the left column click “Happenings”, then click on “Techniques seminars”. At the bottom of the information page click on the “On-line registration”. After filling out the form with your choices, submit. You will be answered via return email and a supply list will be send to you.

Complete and submit this form to Astrid Liebergesell, 1695 S 60<sup>th</sup> Street, West Des Moines, IA 50266

Your Name \_\_\_\_\_ Phone \_\_\_\_\_

Email \_\_\_\_\_

Technique & Teacher \_\_\_\_\_

Date & Time \_\_\_\_\_

If the above session is full, my second choice is

Date & Technique \_\_\_\_\_

If the above session if full, my third choice is

Date & Technique \_\_\_\_\_



*To be completed by staff*

Date \_\_\_\_\_

Cash/Check No. \_\_\_\_\_

Amount \_\_\_\_\_

Membership Card \_\_\_\_\_

## 2005 Des Moines Area Quilters Guild Membership Information

YES, I WOULD LIKE TO SAVE POSTAGE BY RECEIVING THE DMAQG PIECE TIME NEWSLETTER ON THE GUILD'S WEB SITE.

Regular Membership

\_\_\_\_\_ Renewal

\_\_\_\_\_ New Member

Junior Membership\*

\_\_\_\_\_ Renewal

\_\_\_\_\_ New Member

Name \_\_\_\_\_ Home Phone \_\_\_\_\_

Address \_\_\_\_\_

City \_\_\_\_\_ State \_\_\_\_\_ Zip Code \_\_\_\_\_

E-mail address \_\_\_\_\_

**The guild depends on volunteers. We'd like to get more members involved.**

### How can you help?

#### Committees

\_\_\_ Assist Librarian

\_\_\_ Assist with Program

\_\_\_ Assist with Community Service

\_\_\_ Assist with Newsletter

\_\_\_ Assist Directors at Large

\_\_\_ Assist with Quilt Show

\_\_\_ Assist with Retreat

#### Special Projects

\_\_\_ Machine quilt – comm. service projects

\_\_\_ Sew binding

\_\_\_ Other \_\_\_\_\_

\_\_\_ ANYTHING!

DMAQG annual dues are \$25 for regular membership and \$10 for junior membership, and are due January 1. If you are mailing this form, please send it to DMAQG, P.O. Box 25070, West Des Moines, IA 50265.

\* Junior membership is available for individuals under 18 years of age. It is limited to participation in guild meetings and the Quilt Show.

2005

BOARD OF DIRECTORS & COMMITTEES

President

Janet Pittman 223-6735  
janpittman@mchsi.com

Vice President

Leigh Lussie 276-0041  
ricle@earthlink.net

Recording Secretary

mailing list - newsletter  
Shelley Miller 278-5489  
Kesh0310@aol.com

Corresponding Secretary

Julie Hanel 289-2097  
grmaoftwins@dwx.com

Treasurer

Judy Cramer 276-3582  
judycramer@mchsi.com

Program Chair

Donna Horn 224-1113  
RDAMMH@aol.com

Program Chair-Elect

Fern Stewart 285-2577  
stewnap@hotmail.com

Quilt Show Chair

Mike Wigg 289-2762  
wiggm@weitz.com

Quilt Show Chair-Elect

Mary Shotwell 279-2368  
WMShotwell@aol.com

Directors at Large

Sharon Meisenheimer 986-1145  
rmeis@aol.com  
Ellen Cooper 279-4813  
nelliecoop@qwest.net

Librarians

Joyce Wisgerhof 278-0805  
JLEEVIS@aol.com  
Suzanne Myers 225-7045  
suzannemyers14@aol.com

Newsletter Editor

Duana Laird 334-0512  
duana@mac.com

Newsletter Advertising

Vickie Williams 556-3412  
wvill2001@yahoo.com

Website

Elaine Voyce 270-2607  
elaivevoyce@mchsi.com

Community Service

Nancy Woods 243-1586  
nwoods@dhs.state.ia.us

Retreat Chair

Marilyn Carlson 967-2618  
mcarlson2618@aol.com

Education Committee

Astrid Liebergesell 225-0336  
liebergesell@mchsi.com

BREAST CANCER AUCTION-AUGUST, 2005

Plans are under way for the August 2005 charity auction. It is not too early for individuals and groups to begin planning and making their donations for the auction. In addition this year, it has been suggested that in order to involve more people, there will be a Mall-in-the-Hall that will run concurrently with the auction. It will include items donated by groups or individuals with a dollar value between \$5-25. This will allow everyone the opportunity both donate items and then to either buy direct from the Mall-in-the-Hall or bid for items in the auction. The Directors-at-Large have volunteered to oversee the Mall-in-the-Hall which will be located outside the sanctuary. Members will be able to preview all items from 6-6:30pm with the auction beginning promptly at 6:30pm.



We are still in need of a small group to volunteer to organize, plan and carry out the guild's yearly event. This event gives every member of the guild an opportunity to participate in some way.

If you would like to offer your services or merely need more information regarding this event, please email ricle@earthlink.net or call 276-0041

Leigh Lussie

Next Meeting, April 26, 2005, 1:00 pm & 7:00 pm

West Des Moines United Methodist Church  
8th and Grand, West Des Moines, IA

Des Moines Area Quilters' Guild is a non-profit organization that meets monthly to enhance the members' knowledge and enjoyment of quilts and quilting. Most meetings are held on the fourth Tuesday of the month at West Des Moines United Methodist Church, 8th and Grand in West Des Moines. Afternoon meetings are at 1:00 pm and evening meetings are at 7:00 pm. Dues are \$25. Guests are welcome. A \$5 lecture fee will be collected from non-guild members at meetings featuring a paid speaker.

Newsletter Advertising Rates	
1/8 page (2" x 3 1/2") Business Card .....	\$10.00
1/6 page (3 1/3" high x 3 1/2" wide) .....	\$12.00
1/4 page (2 1/2" high x 7" wide) or (5" high x 3 1/2 wide) .....	\$16.00
1/2 page (5" high x 7" wide) or (10" high x 3 1/2 wide) .....	\$30.00

**DMAGG Newsletter Advertising**  
Classified Ads are 10 cents per word, with a \$2.00 minimum, and must be quilt or member related. Advertising Deadline date 15th of the month before Article Deadline 22nd. (The deadline for the April issue will be March 15th & 22nd). All ads must be prepaid. **Pay for 10 ads and get the 11th ad free.** All ads must be camera ready, except classified ads, which will be set in *Place Time* by the newsletter editor.  
**Please make checks payable to DMAGG.**  
Mail to: Vickie Williams  
2606 122nd St  
Urbandale, IA 50322

**Moved or changes to your information?**  
Send membership changes to Shelley Miller Kesh0310@aol.com

Des Moines Area Quilters Guild  
P.O. Box 25070  
West Des Moines, IA 50265  
DATED MATERIAL  
DO NOT DELAY