



MARY CECIL

March 22nd

West Des Moines United Methodist Church

1:00 – Color In Your Quilts

7:00 – Color In Your Quilts

Mary Cecil began quilting in approximately 1988. Since then, she has made many wonderful traditional and art quilts. Her work has been displayed around Iowa and nationally. Mary has been a member of DMAQG for about 15 years and she is a former board member. She is also a member of Fiber Artists of Greater Des Moines (formerly Runs With Scissors small group). Mary previously worked at The Quilt Block and has taught many classes there and elsewhere. She thoroughly enjoys fabric and color selection for quilts. Her lectures will include trunk shows of her quilts with emphasis on color and fabric choices in making quilts.

Location for Workshops:

Windsor Heights United Methodist Church at 63rd and University, Des Moines, Iowa

MARCH WORKSHOPS Windsor Heights United Methodist Church

MARY CECIL: Wednesday, March 23, 10:00am–Noon, **Color Theory**, \$20

Mary will provide a 2-hour workshop on ways to apply color to your own quilts with hands on color wheel experience. This workshop will be limited to twenty (20) people so sign up SOON.

JOANN BELLING: Wednesday, March 23, 1:00pm–3:00pm, **“The Road to Saint Louis and other scenic side trips”**, \$20

JoAnn Belling began quilting on her own in 1965 and then took her first class in 1977 from Mike Wigg. Since then she has made many, many stunning quilts, both traditional and contemporary/artistic. JoAnn began teaching quilting at least 15 years ago and has taught throughout the United States and in Japan with her work exhibited as broadly. JoAnn loves all aspects on quilting but her greatest interests are in color and design. JoAnn is also a member of Fiber Artists of Greater Des Moines.

JoAnn will provide a 2-hour workshop that will focus on basic design, with class members then having the opportunity to get creative with fabric and color choices and a larger design.

Reminder: Liuxin Newman, originally scheduled for March, cancelled due to family illness.

PIECE TIME

March 2005
Des Moines Area Quilters Guild
www.dmaqq.org
Volume 23 Number 3

ATTENTION GUILD MEMBERS!

Next meeting
March 22, 2005
1:00 & 7:00 pm
West Des Moines United Methodist
Church 8th & Grand,
West Des Moines, IA

Upcoming Events

Newcomers 3/15 @ 6:30 PM

Board Meeting 3/7 @ 6:30 PM

Quilt Retreat 4/7 - 10

Quilt Show Information page 5

Quilt Retreat Form page 7

Workshop Registration page 10

Free Techniques page 14

Membership Form page 15

Programs for 2005

Pat Cox 04/26
Sandy Bonsib 05/24
Sharyn Craig 06/28
Cindy Blackberg 07/26

Auction 08/23
Velda Newman 09/27
Sara Nephew 10/25
December Tea 12/03

NOTES FROM YOUR PRESIDENT



Our February meetings and workshops given by Judy Hooworth from Australia proved to be great for the winter doldrums. All of her brightly colored quilts and slides made even the bit of snow we got that week melt away quickly.

The rules for the President's Challenge, "Hawaiian Hospitality" are in printed in this newsletter and will be available on line. I hope that many of you will be intrigued with this pineapple block challenge.

For several years we have been holding our Newcomers meetings at the Urbandale Public Library. Last year the board bought \$100 in quilt books for the library as a thank you. The bookplates indicate that they were given by the Des Moines

NEWCOMERS MEETING-March 15, 2005

Urbandale Public Library, 3520 86th St.
(just south of 86th & Douglas)
6:30 p.m. to 8:30 p.m.

Welcome to all new members of DMAQG. You are invited to join a very special group. NewComers are DMAQG members who have belonged to the guild for less than a year. In addition to the regular monthly meetings of the guild, NewComers meet monthly on the 3rd Tuesday at the Urbandale Library. The purpose is to meet in a smaller setting to review and explain the current activities of the guild, do "show and tell", and present a program about a quilting technique or process. So, any first year members to the guild are invited to join NewComers. Our March meeting will feature Lynn Witzenburg. Lynn is an extraordinary machine quilter and very entertaining. You won't want to miss her quilts and her tips for machine quilting. The Directors at Large, Sharon Meisenheimer and Ellen Cooper, will be there to share information regarding the challenge for this year's show.

Remember to bring your "show and tell" and join us for an interesting evening. Don't forget to sign up for any upcoming DMAQG workshops. They are a wonderful way to increase your skills and to work with outstanding quilt teachers. Check out the list in the newsletter.

Leigh Lussie 276-0041, ricle@earthlink.net

Area Quilters Guild. The books are Encyclopedia of Pieced Quilt Patterns, Setting Solutions, Quilting by Hand, Crazy Quilt Handbook, 40 Bright and Bold Paper-Pieced Blocks, and Quilting Makes the Quilt.

Quilters are very giving people especially in times of disaster. Right now the only way I know to send help to the victims of the tsunami disaster is to give through your church or an organization such as the Red Cross or the Salvation Army. If any one knows of a group sending quilts to that area, please let me know so we can get the information to our members.

We have been asked by the Sister City Commission to make a quilt to commemorate the 20 anniversary with our sister city in France, Saint-Etienne. I am designing a wall hanging and would like quilters to help putting it together. We will have a workday on April 2nd. Any one who is interested, please contact me.

If you have any questions or concerns, I can be reached at janpittman@mchsi.com or call 223-6735.

Janet Pittman



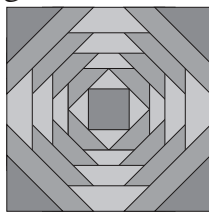

BREAST CANCER AUCTION-AUGUST, 2005

It is not too early to begin our plans for another highly successful auction to benefit breast cancer. We need a small group that is willing to organize, plan and carry out the guild's yearly event. Discuss the possibility with your small group members. This is a wonderful opportunity to provide service to the guild and to those women that we all know who have had to battle this terrible disease.

If you would like to offer your services or merely need more information regarding this event, please email ricle@earthlink.net or call 276-0041 **Leigh Lussie**

President's Challenge

Hawaiian Hospitality



The last two years the guild has had a special challenge we call the President's Challenge. This is really our entry into American Quilter's Society Ultimate Guild Challenge, which is shown at the AQS show in Nashville each August. The last 2 themes have been Flowers in My Garden and Something's Fishy. The Flowers in My Garden was juried into the 2004 show. We will be sending Something's Fishy in April for this year's contest. Both of these challenges leaned heavily to our guild appliquéers. I hope my challenge will draw in many of you who are piecers. I am thinking of this as similar to the Museum of the American Quilters' Society annual contest called "New Quilts from an Old Favorite" where quilters make innovative quilts based on a specific traditional pattern. My old favorite is the "pineapple block". The theme is "Hawaiian Hospitality".

AQS President's Guild Challenge Rules:

1. Contest Theme: Hawaiian Hospitality
2. Finished quilt: 44" x 32" (Horizontal)
3. The quilt or its background must be made of pieced pineapple blocks of any size, skewed, distorted or regular.
4. Appliqué or other embellishments may be added.
5. The finished quilt must consist of 3 layers.
6. The quilt must be constructed and quilted by 1 person.
7. Quilts must be finished and hung at our December Tea where they will be voted on by the membership. The top 8 quilts will be entered in the AQS Ultimate Quilt Challenge in August 2006.

Check our web site for links to previous "New Quilts from an Old Favorite" contests.

Corresponding Secretary

As your corresponding secretary I want to remind you to please get in touch with me. If you or someone from the guild is having a life event we would like to acknowledge the event. Please get in touch with me.

Contact me by phone: 515-289-2097, by email: grmaoftwins@dwx.com or by mail: 7330 NW 21st ST Ankeny, IA 50021

Julie Hanel



Get ready for the Challenge; it's coming in March. The cost is \$3.00. For new members or for those that have never participated in the Guild Challenge, let us explain. Each year we present a challenge to all members to buy a packet, design & make a quilt based on the rules & fabrics provided in the packet, & then enter your project in the show. It is fun & "challenging". It is also one way to bring some money back into the guild for our programs. So bring \$3.00 in March, help support our guild, & be adventurous!

If you are wanting to join a small group or if your small group is looking to add more members please contact the Directors at Large, Sharon Meisenheimer and Ellen Cooper. This is a great way to get to know people & share your interests.

Thanks to the Rotary Strippers & the K-Bee's for providing treats at the February meetings. In March the treats will be provided by The First Monday Applique group for the daytime meeting & the Sew What group for the evening meeting. We still have a few spots left if your small group would like sign up & provide treats for social time after the meetings. Please contact us.

Directors at Large

Sharon Meisenheimer, 986-1145 rmeis@aol.com

Ellen Cooper, 279-4813 nelliecoop@qwest.net

**April newsletter deadline
Advertising March 15th
Articles March 22nd, 2005.**

Email your materials to
duana@mac.com and wmsotwell@aol.com





There has been such a nice response already for our service projects. You have turned in 31 placemats and 19 quilts. Several St. Patrick Day and Easter placemats were donated and those will go to the Meals on Wheels folks so they can be delivered in time for the holidays. There is one JoAnn Belling kit remaining, so if you want it, either call me, or see me at the meeting. Three completed quilts from these kits were returned at the February meeting.

Last newsletter I included the letters received from Mercy Hospital and The AIDS Project thanking us for our quilts. I also received thank yous from four of the individuals with AIDS who were given a quilt. One expressed thanks for the beautiful quilt, while another said thank you for the lovely quilt and he greatly appreciated the hard work. A third noted your kindness will always be remembered and appreciated. The fourth note said: "When I was a boy I went to visit my grandmother one time and she had several lady friends over. They were all sitting around a quilt stretcher sewing on a quilt. Your work brought back a very fond memory for me. And the quilt will be deeply appreciated by my niece and great nephew."

Mercy Hospital employees' newsletter contained an article and photo of our donation. In it Jan Mackey, social worker, is quoted as saying "We were overwhelmed by this generous gift." "The quilts were gorgeous and we were so grateful for the amount of time and work that went into them."

You may not hear it directly from those who receive a quilt, but know your generosity and hard work is appreciated.

Happy quilting,

Nancy Woods, 243-1586 nwoods@dhs.state.ia.us

We regret to report that two of our members, Nancy Davidson and Sue Gwaltney, passed away in the last month.

Announcing the 6th Annual Central Iowa Shop Hop 'til you Drop!

March 31, April 1 and 2
3 full days!

Thursday: 10 am to 8 pm

Friday: 10 am to 6 pm

Saturday: 10 am to 6 pm

Thursday through Saturday

Participating Shops:

Adel Quilting & Dry Goods Co. 909 Prairie St., Adel 515-993-1170	Creative Sewing Center 3708 Ingersoll, Des Moines 515-279-0019
Creekside Quilting 9926 Swanson Blvd., Clive 515-276-1977	Quilting Connection 238 Main St., Ames 515-233-3048
Quilter's Cupboard 131 N. Ankeny Blvd, Ankeny 515-963-8758	Quilter's Haven 520 SW 3rd, Ankeny 515-964-2747
The Quilt Block 325 5 th St., West Des Moines 515-255-1010	The Quilt Junction 220 5 th St., West Des Moines 515-274-0660

Come try our fresh new approach to shop hopping! Receive a 15% discount on purchases and a chance to earn **Bonus Coupons**. No more punch cards to mess with. Now everyone can be a winner. Free patterns to piece a basket quilt will be distributed along with basket embellishment patterns from each shop.

Buses welcome!

*Please turn cell phones off
during meetings.*



Quit Show 2005

October 7th, 8th and 9th, 2005
Adventureland Palace Theater
"An Iowa Adventure"

Little Quilts

Time to start planning your Little Quilts to be sold at the Silent Auction during the 2005 quilt Show.

Some Tips: Quilts should be no larger than 20" x 20" or 80" in circumference and be a small representation of a large quilt. Holiday themes sell well. There will be a special prize drawing in September for those little quilts already turned in. Get yours done early!

Have fun stitching. Remember the proceeds benefit our guild.

Questions? **Lola Zimmerman** 225-7441, **Desiree**

Clauson 986-0014

For now the snow is gone, but it's too early for yard work. It IS time to be making quilts and working on your quilts for the October show. There are many categories to choose from or you may show in all of them. The show committee members are busy beavers, planning for this event. In the month of February we had the raffle quilt hanging at the Historical Building Museum Shop. I am in hopes of it being hung in other special places between now and October. When sites are arranged, I will be asking for volunteers to quilt sit.

This is your show, help make it an even bigger success by sharing your work.

Thanks.

M.L. "Mike" Wigg

289-2762 wiggm@weitz.com

2005 Quilt Show Chair



Share your quilts with the other members at the quilt show!

Quilt Turning

It is not too early to think about quilts that you could share for the quilt turning at our quilt show this fall. Let's "Celebrate Iowa" this year. If you made quilts for the sesquicentennial, or have made quilts for Iowa related events, let's share them this year. Have you made a quilt to celebrate your family's roots in Iowa? The "Spirit of Iowa" raffle quilt has wonderful images of Iowa and perhaps you have made a quilt celebrating one of those images: a school house quilt, or a quilt of sailboats for the sailor in your family. There are some wonderful quilts that have been shown with a Ragbrai theme. Who knows where the Lincoln Highway quilt is? I need the help of all of you to locate and share the wonderful quilts that will reflect our theme: Celebrate Iowa. This is one of the favorite activities for our quilt show attendees, so let's find those wonderful quilts you have made to Celebrate Iowa!

Kathy Safris 276-2996

Update from the Website Editor:

The updates continue on the guild's website www.dmaqq.org. You can check the bottom of the main page to see when information has been updated. On March 1st, or soon afterwards, we'll put the password back on the Members Only area. One of my goals is to keep members' personal information secure. Because we print names, addresses and phone numbers in our newsletter, we need this area protected from the whole wide world. The username is dmaqq, and the new password will be "iowa" all lowercase. This is the theme for our quilt show this year, so that should help you remember it.

For those of you that have had problems with the menu, try using the "Java software download" on www.java.com. Just go to this website, and click on the "Java software download" button. Java is a "language" used on the web, and the menu is written in Java script. Special Thanks to Mike Wigg and helpers for tracking this down!!!

Elaine Voyce, elainevoyce@mchsi.com

Enchiladas

Jo Ann Belling shared this recipe with the board members at a dinner she hosted.

Base

8 oz. picante sauce
2 lbs hamburger(more)
2 C. grated cheese(more)
1 medium onion, diced
10 flour taco shells

Sauce


4 T butter
4 T. flour
2 chicken boullion cubes
1 1/3 C water
4 oz. diced green chilies
1 C sour cream(more)
1 C grated cheese(more)

For base: Brown the hamburger, onion, and drain. On each soft shell, put hamburger in a strip down the middle. Add apporximately 3 spoonfuls of picante sauce and some cheese. Roll up and put in 9 x13 pan with seam on bottom.

For sauce: Melt butter and add flour, stirring, well. Dissolve cubes in boiling water and add slowly to butter/flour mix. stirring well. Add green chilies and slowly add the sour cream. Pour on top of enchiladas. Bake in 350 oven for 30 minutes. Add one cup of grated cheese on top and bake 5-10 minutes longer. Cutting these length-wise down the pan makes them easier to serve.

Have you provided treats at the guild meetings or other quilting events? Share your recipes with our members.

Please email Duana Laird at duana@mac.com



Syrup Brownies

Brownie

1 stick butter
1 C sugar
4 eggs
1 C flour
1 can Hersheys chocolate syrup

Icing

1 C sugar
6 tbs. butter
6 tbs. milk
1 C powdered sugar
1/2 C chcolate chips

Mix together butter, sugar, eggs, flour and chcolate syrup.
Bake 30 minutes in greased pan 350 degree oven.

Boil for 1 minute only the icing ingredients. Turn off.
Add chocolate chips and stir until melted. Spread on cake when slightly cooled.

Apple Cake

Jo Ann Belling shared this recipe too.

Cake

1 1/2 C oil
2 C sugar
3 eggs
2 tsp vanilla
3 C flour
1 tsp salt
1 tsp soda
1 1/2 C chopped pecans
3 chopped apples

Sauce

1 C brown sugar
1 stick butter
1/4 C milk

Stir together oil, sugar, eggs and vanilla.

Stir in flour, salt and soda also 1/2 tsp cinnamon & 1/2 tsp nutmeg. Fold in pecans and chopped apples.

Bake in 350 degree oven for 1 hour 10 minutes in greased and floured tube or bundt pan. Leave cake in pan and pour sauce over after loosening sides, etc. and poking holes in top.

Sauce Boil for 3 minutes stirring constantly.

Leave in pan for at least 2 hours - overnight is okay. Remove and serve. Good with ice cream on top. Excellent with carmel sauce.

Carmel Sauce

Recipe shared from Fern Stewart

1 C butter
1 lb brown sugar
Dash of salt
1 C. light corn syrup
15 oz. sweetend condensed milk

On stove, melt butter, add brown sugar and dash of salt. Stir in corn syrup. Mix well, gradually add sweetened condensed milk. Cook over medium heat, stirring constantly for 15-20 minutes. This is very good spooned over apples or other fruit, over ice cream, or a gingerbread or rhubarb cake.



★ **Homespun** ★
Quilt Shop

Quilting Supplies, Classes, Berninas & Gifts
 Hours: Mon.-Fri. 9:00-5:00; Sat. 9:00-4:00

202 Central Avenue
 Estherville, IA 51334
 712-362-5100

CANDY FREDERICKSEN
 www.homespunquiltshop.com
 E-mail: homespun@myexcel.com

\$5	\$10	\$10	\$10	\$10	\$10	\$10	\$10	\$10	\$10	\$10	\$5
<i>Creative Sewing Center</i>										M-F: 10-5	
3708 Ingersoll Ave., DM, IA 50312										Th: 10-7	
515-279-0019 † csew@earthlink.net										Sa: 10-4	
		Get Punched Out								<small>Yearly sales tax</small>	
		<i>(by our Fabulous Deals)</i>									
		and receive \$20 in *FREE product!									
<small>Cottons † Batiks † Flannel † Neobons † Books † Batting</small>											
<small>Husqvarna</small>		<small>Viking</small>		www.creativesewingcenter.com							
\$5	\$10	\$10	\$10	\$10	\$10	\$10	\$10	\$10	\$10	\$10	\$5

DMAQG SPRING QUILT RETREAT

April 7, 8, 9 and 10 2005

Once again it's time to think about the spring retreat. Retreat is a great opportunity to meet new friends, renew acquaintances, learn new techniques and SEW 24/7 (if you are so inclined). Chair massages will be available so this is definitely a possibility! Retreat is held at Camp Wesley Woods south of Indianola.

There are two options for retreat:

1. Friday thru Sunday is \$80.00 and includes two nights lodging, Friday and Saturday night dinners, and Saturday and Sunday brunches. Brunch on Friday is at 10:00. If you are planning to eat brunch on Friday, please add \$8.25

2. Thursday thru Sunday is \$110.00 and includes three nights lodging, Friday and Saturday dinners and Friday, Saturday and Sunday brunches. Thursday evening we will have a potluck. These costs are for guild members. Non-DMAQG members add \$20.00.

Please join us. Make your check payable to **DMAQG** and mail it along with the **REGISTRATION FORM** below and a **SELF-ADDRESSED STAMPED ENVELOPE**. Registration will be open to non-DMAQG members after March 20th, so register NOW to reserve your space. If you have questions, please Nan Herman at 515-221-0786 or Marilyn Carlson, 515-967-2618 or email marilyn at mcarlson2618@aol.com

Name _____ **Home Phone** _____

Address _____ **email** _____

First time at DMAQG retreat? _____ **DMAQG member?** _____

YES, I want to sew Thursday, too! _____ **Friday & want brunch on Friday (add \$8.25)** _____

I wish to room with:
Wesley Inn (downstairs) _____ **Timber** _____ **No preference** _____

I can help by doing the following:

Bring an iron _____ **Bring an ironing board** _____ **Sunday cleanup** _____

Other _____

Please mail your check for \$80.00 or (add \$8.25) if you are planning to eat brunch on Friday) or \$110.00 payable to DMAQG, a large stamped, SELF ADDRESSED STAMPED ENVELOPE, and this registration form to:

Marilyn Carlson **912 13th St. Circle SW** **Altoona, IA 50009-2417**



9926 Swanson Blvd
Clive, IA 50325
515-276-1977
www.creekside-quilting.com

Over 4,000 bolts of beautiful fabric, including the newest collections, more than 200 batiks, and an extensive selection of flannel and wool.

SHOP HOP – MAR 31 thru APR 2

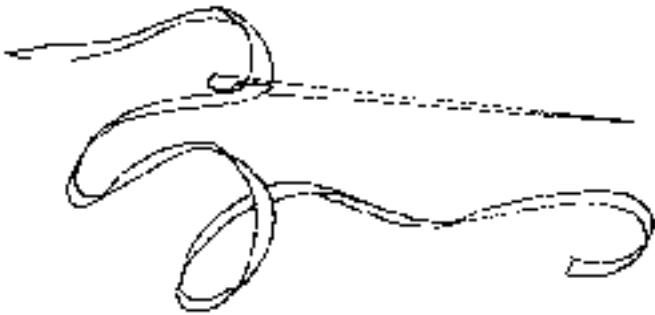
Applique Getaway

Mar 9, Apr 13

(2nd Wed each month)

SHOP HOURS

M-W 10 – 5:30
Thursday 10 – 7:00
Fri-Sat 10 – 5:00
Sun 1 – 4 PM
Closed major holidays



Quilter's Cupboard

Fabric, Books, Patterns, and Notions

131 N. Ankeny Blvd.
(1 block north of 1st St. on Hwy 69)
Ankeny, IA 50021
515-963-8758
quilterscupboard@yahoo.com

Hours: Mon. – Sat. 10 – 5
Thurs. Until 7:00

**Noah's
DRY
CLEANERS**

(Quality & Service Since 1948)

Quilts Total Fabric Care
Comforters
Drapes

Free Pickup & Delivery
(515) 285-3131

6115 S.W. 9th
Des Moines, Iowa

www.noahscleaners.com

NEWS 2 KNOW

CHILDREN'S EXHIBIT

Bed quilts and art quilts as well as drawings made by children are on exhibition at the Scottish Rite Park Gallery, 2909 Woodland, Des Moines, IA 50312. This display will continue during the months of March and April 2005. The Gallery is open for viewing 1 p.m. to 4 p.m. Monday through Friday.

The children will be present to greet visitors on Saturday, April 9, from 1:30 to 3:30 pm.

Thirty-two pieces exhibited are made by Gus Paul Johnson, Megan Cox, Tad, Bryan and Matt Belling, Brianne and Nathan Zbylicki, Leah Swartz, Brooke Belling, Marian and Blima Simpser, Jacob and Jamie Grossman, Dakota Belling, Leah and Sara Ryan, Nate and Paige Stewart, Hannah and Jason Loiler and the Ginsbergs.

Members of the **1800s quilt study group** are currently deciding on an alternate meeting time to gather at Creekside Quilting. When the newsletter went to press, it hadn't yet been decided. If you're interested in attending, please call Kimber Van Heukelom at 993-4005 (home) or 284-2260 (work) to find out when they will meet in March. The group hopes to post the new meeting time in the next newsletter.

Attention all those who love **Crazy Quilts**. Would you be interested in forming a Crazy Quilt small group??? Please contact Donna Horn @224-1113.

All members may submit items of interest for this regular newsletter feature, either items about shows in the area, new or unusual shops, and events of interest to members. Send items to Duana Laird duana@mac.com and Mary Shotwell WMshotwell@aol.com

APRIL **PAT COX---APPLIQUE** *MINNEAPOLIS,MN*

Wednesday, April 27 *9:00am-4:00pm* **HAWAIIAN APPLIQUE**

Pat will teach us the fine art of Hawaiian applique. She,also, will bring some hand dyed fabric that can be purchased to use in your applique. In this class create your own idea or use a classic pattern to make an example of this lovely style of quilting.

Thursday, April 28 *9:00am-4:00pm* **MINIATURES**

Work out a quilt design with small patterns and in the process create a beautiful miniature applique work of art.

Friday, April 29 *9:00am-4:00pm* **"BALTIMORE-STYLE" QUILTS**

Make a basket of flowers block for your heirloom quilt. Pat has created lots of original patterns to choose from. This IS NOT your typical Baltimore Quilt blocks.

MAY **SANDY BONSBIB** *WASHINGTON*

Monday, May 23 **FOLK ART: PRIMITIVE APPLIQUE 6:30PM-9:30PM**

Learn to create primitive shapes even if you can't draw! The focus of this workshop is on how to create folk art applique shapes, the many ways to applique them to a background, & embellishments techniques. The quilt "My favorite Things" inspired this workshop, but each student creates a quilt of her own favorite things.

Wednesday, May 25 *9:00am-4:00pm* **FOLK ART:NO SEAM RIPPERS PLEASE**

Use up those extra strips from previous projects! Students make scrappy blocks and cut them askew to create Lopsided Logs, then combine them to make a wonderfully fun and colorful quilt. Blocks will be in different sizes, so techniques for fitting them together are demonstrated. Embellishments are also discussed. This workshop teaches students to be random in their fabric choices and allows them to use up the many extra strips they may have accumulated.

Thursday, May 26 *9:00am-4:00pm* **TECHNIQUES: COLOR WORKSHOP**

Choosing colors for a quilt is often harder than making the blocks. Learn basic color principles by creating blocks using complementary pairs & neutrals.

JUNE **SHARYN CRAIG** *CALIFORNIA*

Wednesday, June 29 *9:00am-4:00pm* **SCRAP HALF LOG CABIN**

NEW, IMPROVED, BETTER THAN EVER! This new method is even easier than before. Strip trading starts the fun rolling for this scrap variation of the Half Log Cabin block. (featured in The Ultimate Half Log Cabin Book) EXPERIENCE LEVEL: All levels FOCUS: Techniques & FUN

Thursday, June 30 *9:00am-4:00pm* **NORTHWIND**

Another great scrap quilt! Students will trade fabric in this workshop, then learn a very slick, efficient, organized method of cutting & piecing triangles to create a variety of different blocks. There are eight different blocks to select from, or you can design your own. Even when the blocks are made you have unlimited possibilities for how you ultimately sew them together into a quilt. Even quilters who have been previously intimidated by triangles find this workshop fun and freeing.(This workshop was featured in Traditional Quiltworks #38, pp 25-30.)

EXPERIENCE LEVEL: All levels FOCUS: Skill building, design and color

JULY **CINDY BLACKBERG** *FLORIDA*

Wednesday, July 27 *9:00am-4:00pm* **MASTERING HAND PIECING**

Students return to the relaxing art of hand piecing. Participants learn to accurately hand piece points. While stitching on the sunflower block, students learn to set in curves easily with a new technique developed by Cindy to keep seams flat. (See Rodale's new book Favorite Techniques from the Experts.)

Thursday, July 28 *9:00am-4:00pm* **MARINER'S COMPASS**

This workshop will satisfy all tastes, since students can choose to hand piece or machine piece the block. Cindy's techniques will show how easy the block can be pieced without foundation papers or templates! Each student will stamp out her pieces to make it the most accurate compass EVER!

SEPTEMBER **VELDA NEWMAN** *CALIFORNIA*

Wednesday, September 28 *9:00am-4:00pm* **TEXTURE AND FORM 1**

Nature is an endless source of beauty and inspiration. With this in mind, learn how to get rid of "flat" appliqué. Students will learn to create texture & form using machine techniques.

Thursday and Friday, September 29 AND 30 *9:00am-4:00pm* **CREATING REALISM 2**

This class is all about exploration! It is an expansion on the Creating Realism 1 class and it is in true workshop format. In this class we work with all kinds of mediums (paints, inks, bleach, crayon, etc.) and push the limits of our imaginations. The students will also be taken through the process of developing an original composition using the overhead projector and making individual patterns. Hopefully they will take these pieces home & continue to experiment and create.

OCTOBER **SARA NEPHEW** *WASHINGTON STATE*

Monday, October 24 6:30-9:30 PM **VALUE-ABLE FABRIC**

Brain training! These exercises will train your eyes too. Learn how to sort fabrics by value. Subjects discussed: chiaroscuro, isometric 3-D, the effect of large & small prints. First the students lay out a big value chart of about 50 fabrics. (Provided by the teacher, you don't get to keep them.) Each student places at least a few fabrics in the correct position by value. Help can be solicited. Then students cut and exchange small pieces of fabric & glue down a value chart. If time permits, students may also cut & glue fabric to fill a simple 3-D design.

Wednesday, October 26 *9:00am-4:00pm* **3-D BUILDINGS** Intermediate to Advanced

New quilt patterns for isometric 3-D illusion buildings! Some quilts or tops are shown and the theory of Isometric (equilateral) 3-D illusions is briefly discussed. Students learn how to sort fabric into dark, medium, and light. A cutting demo is given for each section of the two-chimney house, after which students cut and piece that section themselves. (Then the next section is demonstrated, etc.) The aim is to complete one house block, after which the student can make the Homestead wall hanging, or try the reverse house block (or another building block) to begin a larger quilt. Bring fabric to piece a block or two rather than enough for a whole quilt.

Thursday, October 27 *9:00am-4:00pm* **SPACE CRYSTAL 2** Intermediate to Advanced

The wall hanging is shown and fabric and color choices are discussed. After a cutting demo, students begin to cut and piece the center hexagonal block (Tumbling Blocks & Stars). The aim of the class is to piece the center block and at least one of the hexagon units. Assembly of the 3-D star and setting in the parts of the triangle units are also covered in class. ** Clearview Triangles will be available to use in class, and to purchase if desired.

REGISTRATION FOR 2005 WORKSHOPS

*Reserve your place in a workshop by completing the registration form. Payment is due 30 days before the workshop.

*Checks can be made for the total amount of ALL the workshops for which you register.

*Payments are refundable if cancellation is done 30 days prior to the workshop.

*All daytime workshops are from 9AM -4PM. Evening workshops are 6:00 PM - 9:30PM unless noted.

*Registration and payments may be made by mail or at guild meetings.

Teacher	Date	Day	Workshop	Cost	*Check to Attend	Extend Cost
Mary Cecil	Mar. 23	Wednesday	Color in Your Quilts (10am-12pm)	\$20.00	<input type="checkbox"/>	_____
JoAnn Beiling	Mar. 23	Wednesday	Road to St. Louis (1pm-3pm)	\$20.00	<input type="checkbox"/>	_____
Pat Cox	April 27	Wednesday	Hawaiian Applique	\$30.00	<input type="checkbox"/>	_____
	April 28	Thursday	Miniature Applique	\$30.00	<input type="checkbox"/>	_____
	April 29	Friday	Baltimore Style Quilts	\$30.00	<input type="checkbox"/>	_____
Sandy Bonsib	May 23	Monday	Folk Art: Primitive Applique	\$20.00	<input type="checkbox"/>	_____
	May 25	Wednesday	Folk Art: No Seam Rippers	\$30.00	<input type="checkbox"/>	_____
	May 26	Thursday	Color Workshop	\$30.00	<input type="checkbox"/>	_____
Sharon Craig	June 29	Wednesday	Scrap Half Log Cabin	\$30.00	<input type="checkbox"/>	_____
	June 30	Thursday	Northwind	\$30.00	<input type="checkbox"/>	_____
Cindy Blackberg	July 27	Wednesday	Mastering Hand Piecing	\$30.00	<input type="checkbox"/>	_____
	July 28	Thursday	Mariners Compass-Hand or Machine	\$30.00	<input type="checkbox"/>	_____
Velda Newman	Sept. 28	Wednesday	Texture and Form 1	\$30.00	<input type="checkbox"/>	_____
	Sept. 29&30	Thur.&Fri.	Creating Realism	\$60.00	<input type="checkbox"/>	_____
	2 Day Workshop					
Sara Nephew	Oct. 24	Monday	Value-Able Fabric	\$20.00	<input type="checkbox"/>	_____
	Oct. 26	Wednesday	3-D Building	\$30.00	<input type="checkbox"/>	_____
	Oct. 27	Thursday	Space Crystals	\$30.00	<input type="checkbox"/>	_____
Totals						_____

Program Chair: Donna Horn, 224-1113, email: RDAMMH@aol.com

*If you wish to take more than one class from a teacher, please indicate which is your 1st, 2nd or 3rd choices. The first choice will be scheduled (if space is available) and the 2nd and/or 3rd choices will go on the waiting lists. Please complete the form, make out a check payable to **DMAQG** and send to: Lynn Stangl, 5604 Woodland Ave, West Des Moines, IA 50266

515-225-6875 lynnstangl@msn.com

Your Name: _____

Phone#: _____

Email: _____

Address _____

City _____ **State** _____ **Zip** _____

Love of Quilting DVDs

Reserve your copies today!

Series 400 (#DVD400)

Series 500 available March 15 (#DVD500)

2 DVDs per series; each series \$29.97

*Visit our web site, call
or stop in the store to pre-order!!*

54 Court, Winterset, IA
515-462-1020 • 888-985-1020
www.fonsandporter.com
STORE HOURS: MON.-SAT. 10 - 5

**Custom machine quilting or finishing of
your quilt projects. Abigail Livingood,
(505)221-2737, Livingood@iname.com**

The Stitching Place

127 N. Buxton
Indianola, Iowa 50125
Quilting Fabrics, Machine Embroidery Supplies
Notions, blank Chambray and Denim Clothing
Pfaff and baby lock sewing machines and sergers
Eileen Lenninger owner 515-941-5142

Applique Society meetings
at Quilt Block
March 15 for daytime
March 17 for evenings



Any questions: Donna Horn - 224-1113

Gwen's Quilt Studio

Custom Hand Guided Machine Quilting

Gwen Roen
(515) 961-9727

16914 Little Lake Trail
Indianola, IA 50125

gwensquilting@aol.com

I, _____, do hereby pieceably affirm and vow that I will:

- a. start
- b. finish
- c. find
- d. (other)

by the a. beginning
b. end

of the a. day
b. week
c. month
d. year

*Join our members
at retreat & work on your
UFOs
(Un Finished Objects)*

any and all horrible nightmares known as UFO's. Yea, I say mightily, I shall strike with a deadly blow that which impedes my role of a Quilter!

I swear and affirm this shall be done, with one hand over my heart and the other on

- a. my stash
- b. rotary cutter
- c. pattern collection
- d. other

This shall be done, so help me: a. Georgia Bonesteel
b. Eleanor Burns
c. Mary Ellen Hopkins
d. Trudie Hughes

Author unknown



We build strong kids, strong families, strong communities.

You are invited to a

Quilt Camp

Hosted by
Des Moines YMCA Camp in Boone

Friday, March 12 at 6:30 pm to
Saturday, March 13 at 7:00 pm

Get Away – You Deserve It!

Now is your chance to drop everything and come to Y Camp for Quilt Camp! All you need is a sewing machine, materials, and bedding. Remember to invite your friends. Register NOW for a weekend of fun meeting new friends and quilting!

*Cost is \$35 per person
\$30 if you bring 2 friends*

To register contact Carissa at
515.432.7558

For more information about Y Camp,
Log on to our website www.y-camp.org.

2006 Raffle Quilt

In keeping with the 2006 quilt show theme "Variety is the Spice of Life", a "Spice of Life" raffle quilt pattern has been designed and now all our guild members are being invited to participate in the raffle quilt creation by making at least one of the little 4" (finished) blocks that are featured on the quilt. The bedsize quilt will need nearly 180 of the little 4" blocks and it would really be wonderful if we had enough little blocks

made that we were able to create a second (or even a third) quilt. That way we could raffle the first quilt, making money to support our guild programs and other activities, and we could draw from the names of all those members who made little blocks the winner of the second (and third?) quilt.

Information was given about the quilt at the February guild meetings and a sample showing the basic design was displayed. A background fabric onto which all the little 4" blocks will be sewn has been selected and is a light cinnamon



(Raffle quilt design shown without borders.)

color. Members are being asked, therefore, to use medium and dark color fabrics in their little blocks – not really pale pastels, creams, or whites unless those fabrics are in the centers of their little blocks surrounded by dark fabrics. Any block design can be used for the little 4" blocks – pieced, paper-pieced, hand or machine appliqued, embroidered, photo transferred, embellished, three-dimensional. Any medium or dark cotton fabrics can be used – batiks, reproductions, florals, novelty, brights, stripes, plaids, solids, themed. Please don't use flannels.

Little 4" (finished) blocks (ie. 4 1/2" when turned in) can be turned in at guild meetings the next three months and must be turned in no later than the end of May. When you turn in your block(s), you will be asked to sign a list so that your name can go into a drawing for that second (and possibly third) quilt.

Do have fun sharing in the creation of the 2006 raffle quilt and making the little blocks. If you have any questions about the blocks, please contact me. Thanks.

Mary Shotwell

Quilt Show Chair-Elect, 279-2368, WMShotwell@aol.com

From Your Library

LIBRARY HOURS AND INFORMATION

Afternoon Meeting: 12:15 - 1:00
15 minutes after the meeting

Afternoon Librarian: Suzanne Myers - 225-7045

Assistants: Faye Cox
Jeannie Murphy

Evening Meeting: 6:30 - 7:00
15 Minutes after the meeting

Evening Librarian: Joyce Wisgerhof - 278-0805
Assistant: Helen Schleicher



Overdue Books:

During the month of March all overdue books, regardless of the length of time overdue, can be returned with no fines. We are missing about 25 books. Please check your book stash to see if you might have a library book in the mix.

Don't forget to come downstairs for a visit and check out our wide variety of books.

Joyce Wisgerhof, 278-0805 JLEEWIS@aol.com

Suzanne Myers, 225-7045 suzannemyers14@aol.com

MEMBERSHIP DIRECTORY UPDATE

*Please welcome these new members

***Our first Junior Member

- *Diann Foster: 1897 Bear Creek Road, Earlham, IA 50072—
515-758-2740; mfooster498@aol.com
- *Judy Ludwick: 3154 20th Street, Grinnell, IA 50112—
641-236-8057; doxdox@pcpartner.net
- *Cathy McAulay: 740 27th Street SE, Altoona, IA 50009—
515-957-0370; jmcaulay@mchsi.com
- ***Mason Schroeder: 4208 82nd Street, Urbandale, IA 50322—
515-270-2607
- *Carol Selsor: 628 S. 8th Avenue, Winterset, IA 50273—
515-462-4946
- *Andra Sims: 495 S. 51st St., Unit 12, West Des Moines, IA
50265—515-255-9426
- *Jane Smaardyk: 9508 Fir Lane, Johnston, IA 50131—
515-986-9063; JESKC@aol.com
- *Peg Smith: 4525 96th Street, Urbandale, IA 50322—
515-276-9095; peg.smith@meredith.com
- *Kathy Stevens: PO Box 67, Granger, IA 50109—
515-999-9193; kathwas@aol.com
- *Julia Swallow: Box 102, Redfield, IA 50233—
515-833-2839; dandjswallow@hotmail.com
- *Suzy Wilken: 2135 S. 7th Drive, West Des Moines, IA 50265—
515-256-3784; SuzyWilken@aol.com

The new membership directory will be available at the March Guild meeting at a cost of \$2; therefore, no directory updates will be included in this newsletter.



FARMHOUSE QUILTING
by Lenise Nissen

Custom Machine Quilting
712-563-2823

1237 190th Street
Audubon, IA 50025

lenisen@metc.net



2800+ bolts including the full Jinny Beyer palette and 100+ batiks, patterns, books, notions and gifts

15% off your entire purchase during your birthday week! (provide proof of the date)

629 Main Street
Jewell, IA 50130
515-827-6151

3 miles west of I-35 at exit 133
Hours: 10-5 Tuesday-Saturday and
10-8 on Thursday
Closed Sunday and Monday

Des Moines Area Quilters Guild, Inc. Financial Statement January, 2005

	<u>Actual</u>	<u>Budget</u>
Beginning Balance	25,881.18	25,881.18
Income:		
Advertising	144.00	2,300.00
Challenge Inc.		300.00
Dues	4,657.00	12,500.00
Guest Fees	35.00	400.00
Interest Income		250.00
Library Income		350.00
Misc. & Prior		
QS Income	250.00	22,250.00
Retreat Income		16,000.00
Workshop Income	<u>7,670.00</u>	<u>12,000.00</u>
Total Income	12,756.00	66,350.00
Expense		
Challenge-President AQS		115.00
Challenge – show	167.80	300.00
Community Projects	42.64	300.00
Fair Premiums		300.00
Insurance	536.00	660.00
Library		500.00
Meeting Place	1,600.00	1,600.00
Member Maintenance	68.00	11,477.00
Member Workshops	700.00	12,900.00
Member Program	3,057.49	1,800.00
Member Technique Seminars	100.00	1,300.00
Miscellaneous & Prior		200.00
Newcomers	97.02	720.00
Newsletter	1,130.62	8,500.00
QS-Future		400.00
Quilt Show Expense	775.66	16,620.00
Retreat		17,436.00
Website	<u>75.00</u>	<u>450.00</u>
Total Expense	8,350.23	75,578.00
Gain or loss	4,405.77	
Checking Account Balance as of 1/31/05	\$14,492.45	
Money Market Balance as 1/31/05	<u>\$15,764.50</u>	
	\$30,256.95	

The Sampler

**Over 4200 Calicoes, Solids, Flannels
Batiks, 30's Prints, & Bright Kids Prints
Books & Supplies
Quilt Guild Discount & Mail Order Available**

102 S. Grand, 641-774-2116 M-F 9:45-6:00
PO Box 25 carolsampler@mchsi.com S 9:45-3:00
Chariton, IA

The Quiltmaker's Shoppe

110 East Main Street
Manchester, Iowa 52057

*Everything you need to make a quilt
and more!*

Tues. - Fri. - 9-5
Thurs. - 9-8
Sat. - 9-4

Kathy Wilgenbusch
563-927-8017

Free Quilt Technique Classes

The DMAQG, Inc., is offering free quilt technique sessions in 2005. We hope everyone can get at least one free session. These sessions are scheduled for two hours and are being taught by our own members. Creekside Quilting, The Quilt Block, and Quilting Connections in Ames have volunteered their classrooms for these sessions. The schedule for these years' sessions is available in this newsletter.

Register online or send in your registration and you will be contacted about a session and about a supply list.

3/09/2005	Weds.	Multiple Learning Curves	Mabeth Oxenreider	Quilt Block	6:30-8:30 pm
3/13/2005	Sun.	English Paper Piecing	Sharon Meisenheimer	Creekside	1:30-3:30 pm
3/16/2005	Weds.	9-Patch Magic & How to calculate yardage for your quilt	Martha Henrichs	Quilt Block	6:30-8:30 pm
4/16/2005	Sat.	Dimensional Applique	Kelly	Ames	1:00-3:00 pm
4/20/2005	Weds.	Machine Applique	Mabeth Oxenreider	Quilt Block	6:30-8:30 pm
4/23/2005	Sat.	Paper Piecing by Hand	Debbie Black	Creekside	10:00-noon

Guidelines for the sessions – Registration will be based on a “first come first served” basis. Members unable to attend must notify the committee prior to the class to be eligible to attend other sessions. Members on a waiting list will be notified if there is a cancellation. There will be a minimum and a maximum number for enrollment in each session. Members may only sign up for the same session once. Members may only sign themselves up for a session. Some sessions may require the purchase of an instructional kit or supplies.

On-line registration is available for our free technique seminars. Go to DMAQG.org website, in the left column click “Happenings”, then click on “Techniques seminars”. At the bottom of the information page click on the “On-line registration”. After filling out the form with your choices, submit. You will be answered via return email and a supply list will be send to you.

Complete and submit this form to Astrid Liebergesell, 1695 S 60th Street, West Des Moines, IA 50266

Your Name _____ Phone _____

Email _____

Technique & Teacher _____

Date & Time _____

If the above session is full, my second choice is

Date & Technique _____

If the above session if full, my third choice is

Date & Technique _____



To be completed by staff

Date _____

Cash/Check No. _____

Amount _____

Membership Card _____

2005 Des Moines Area Quilters Guild Membership Information

YES, I WOULD LIKE TO SAVE POSTAGE BY RECEIVING THE DMAQG PIECE TIME NEWSLETTER ON THE GUILD'S WEB SITE.

Regular Membership

Junior Membership*

_____ Renewal

_____ Renewal

_____ New Member

_____ New Member

Name _____ Home Phone _____

Address _____

City _____ State _____ Zip Code _____

E-mail address _____

The guild depends on volunteers. We'd like to get more members involved.

How can you help?

Committees

___ Assist Librarian

___ Assist Directors at Large

___ Assist with Program

___ Assist with Quilt Show

___ Assist with Community Service

___ Assist with Retreat

___ Assist with Newsletter

Special Projects

___ Machine quilt – comm. service projects

___ Other _____

___ Sew binding

___ ANYTHING!

DMAQG annual dues are \$25 for regular membership and \$10 for junior membership, and are due January 1. If you are mailing this form, please send it to DMAQG, P.O. Box 25070, West Des Moines, IA 50265.

* Junior membership is available for individuals under 18 years of age. It is limited to participation in guild meetings and the Quilt Show.

2005

BOARD OF DIRECTORS & COMMITTEES

President

Janet Pittman 223-6735
janpittman@mchsi.com

Vice President

Leigh Lussie 276-0041
ricle@earthlink.net

Recording Secretary

mailing list - newsletter
Shelley Miller 278-5489
Kesh0310@aol.com

Corresponding Secretary

Julie Hanel 289-2097
grmaoftwins@dwx.com

Treasurer

Judy Cramer 276-3582
judycramer@mchsi.com

Program Chair

Donna Horn 224-1113
RDAMMH@aol.com

Program Chair-Elect

Fern Stewart 285-2577
stewnap@hotmail.com

Quilt Show Chair

Mike Wigg 289-2762
wiggm@weitz.com

Quilt Show Chair-Elect

Mary Shotwell 279-2368
WMShotwell@aol.com

Directors at Large

Sharon Meisenheimer 986-1145
rmeis@aol.com

Ellen Cooper 279-4813
nelliecoop@qwest.net

Librarians

Joyce Wisgerhof 278-0805
JLEEWIS@aol.com

Suzanne Myers 225-7045
suzannemyers14@aol.com

Newsletter Editor

Duana Laird 334-0512
duana@mac.com

Newsletter Advertising

Vickie Williams 556-3412
vwill2001@yahoo.com

Website

Elaine Joyce 270-2607
elainejoyce@mchsi.com

Community Service

Nancy Woods 243-1586
nwoods@dhs.state.ia.us

Retreat Chair

Marilyn Carlson 967-2618
mcarlson2618@aol.com

Education Committee

Astrid Liebergesell 225-0336
liebergesell@mchsi.com

Twelve Steps of a Fabric Addict

1. I decided I could handle any emotional problems if I am standing in a fabric shop deciding between the purple floral or the beige geometric.
2. I firmly believe that there is no greater power than Jinny Byer and anyone who says differently is insane.
3. I made a decision to put my life and savings account into my stash for no where else do I get the feeling of satisfaction.
4. I made a searching and thorough moral inventory of myself and decided that I deserved this fabric.
5. I sought out those people I loved and gifted them with quilts. Whether they wanted them or not.
6. I became willing to help my mother and my sisters rid themselves of excess money and fill their shelves with fabric.
7. I was humble enough to ask these people to come help me bring in my latest finds.
8. I kept a list of all the people who I had ever gifted with a quilt and patiently waited for them to complement me for it.
9. I will buy fabric at every opportunity except when to do so would get me into trouble and then I'll use the cash machine.
10. I promptly admit I have a fabric jones and then increase my order by two yards.
11. Realized that the fabric designers know best I will insist on getting a half yard of each color combination.
12. Having maintained my stash with these steps, I can thoroughly recommend them to others who want to build their stashes to god like proportions, and learn to say to their dear husband or wife 'But it's beautiful and I know I'll use it someday'



March is National Craft Month, enjoy your craft quilting!

Make one or more quilts, for the quilt show!

Next Meeting, March 22, 2005, 1:00 pm & 7:00 pm

West Des Moines United Methodist Church
8th and Grand, West Des Moines, IA

Des Moines Area Quilter's Guild is a non-profit organization that meets monthly to enhance the members' knowledge and enjoyment of quilts and quilting. Most meetings are held on the fourth Tuesday of the month at West Des Moines United Methodist Church, 8th and Grand in West Des Moines. Afternoon meetings are at 1:00 pm and evening meetings are at 7:00 pm. Dues are \$25. Guests are welcome. A \$5 lecture fee will be collected from non-Guild members at meetings featuring a paid speaker.

Newsletter Advertising Rates	
1/8 page (2" x 3 1/2") Business Card.....	\$10.00
1/6 page (3 1/3" high x 3 1/2" wide).....	\$12.00
1/4 page (2 1/2" high x 7" wide) or (5" high x 3 1/2" wide).....	\$16.00
1/2 page (5" high x 7" wide) or (10" high x 3 1/2" wide).....	\$30.00

DMAG Newsletter Advertising

Classified Ads are 10 cents per word, with a \$2.00 minimum, and must be quilt or member related. Advertising Deadline date 15th of the month before Article Deadline 22nd. (The deadline for the April issue will be March 15th & 22nd). All ads must be prepaid. **Pay for 10 ads and get the 11th ad free.** All ads must be camera ready, except classified ads, which will be set in *Piece Time* by the newsletter editor.

Please make checks payable to DMAQG.

Mail to: Vickie Williams
2602 122nd St
Urbandale, IA 50322

DO NOT DELAY
DATED MATERIAL

Des Moines Area Quilters Guild
P.O. Box 25070
West Des Moines, IA 50265

Moved or changes to your information?
Send membership changes to Shelley Miller Kesh0310@aol.com