



piecetime

Des Moines Area Quilters Guild

JANUARY 2007

Volume 25 Number 1

upcoming programs

JANUARY—KATHY SANDBACH

1 pm *Quilts I Have Quilted*

7 pm *Say Cheese...Please!*

FEBRUARY—SUZANNE MARSHALL

1/7 pm *The Evolution of a Quiltmaker*

MARCH—KAYE ENGLAND

1 pm *Voices of the Past*

7 pm *Memoirs of a Quilter*

APRIL—COLLEEN WISE

1 pm *Creating Depth in Quilts*

7 pm *Putting Myself Into My Work*

MAY—SANDI CUMMINGS

1/7 pm *Thinking Outside the Box*

JUNE—BARBARA OLSON

1 pm *Designing Outside the Lines*

7 pm *Quilting a Life*

JULY—LINDA FIEDLER

1 pm *A Creative Journey*

7 pm *Magic Threads—Another
Dimension in Quilting Arts*

AUGUST—CHARITY AUCTION

SEPTEMBER—

JUDITH BAKER MONTANO

1 pm *Crazy Quilt Journeys*

7 pm *So You Want to Be a Fiber Artist*

OCTOBER—MAXINE ROSENTHAL

1/7 pm *A Walk Through*

My Quilting Life

NOV/DEC—Christmas Tea & Elections

SEE THIS SPECIAL INFORMATION:

**PAGE 9: DMAQG Membership
Application Form**

PAGE 10: Workshop Registration Form

PAGE 11: Workshop Schedules

Meetings are held at the West Des Moines United Methodist Church at 8th & Grand



Roberta Biro

FROM THE PRESIDENT

I sincerely hope that everyone had a wonderful holiday season. I am honored and feel very privileged to be serving as your president. For many years I followed the yearly guild quilt show and always stood gazing, truly amazed, at the wonderful quilts and talent on display. At the show in 2001, I finally got the courage to check into membership requirements and became a member. I have truly enjoyed each and every speaker during the monthly meetings, every class I have taken, as well as every aspect of being a guild member.

My goals for 2007 will be to keep the budget in the black again this year. I want to bring additional recognition to those many guild members making quilts for charities or organizations outside of the guild-sponsored community service charities and for those of you teaching quilting as a community service activity. Additionally, I want to encourage utilization of the website and newsletter to keep our membership informed of the great accomplishments you have personally achieved or those of your small group. I also hope to fill the open positions on the board.

Sincerely,

Roberta Biro, President

THANK YOU

It has indeed been a privilege and honor to have served as your president this past year. I have made many new friends. I have appreciated the hard work and support of all the board members with whom I have worked these past two years. Thanks to the board for the absolutely wonderful dog blocks made for me as outgoing president. And a special thanks to all guild members who gave me fat quarters and hatchet blocks.

Leigh Lussie

ATTENTION GUILD MEMBERS!

Don't miss these Meetings & Workshops.

GUILD MEETING:

January 23rd at 1 and 7 pm; Speaker: Kathy Sandbach

NEWCOMERS MEETING:

January 16th at 6:30 pm; Speaker: Barb Jones

www.dmaqq.org

QUILT SHOW NEWS

Work has already commenced for the 2007 show "Crazy About Quilts." After a few changes with the Show Chair position, resulting in a late start, I am excited to be working to make the show the success I know it will be.

A big THANK YOU goes out to the following people who have already agreed to participate on the committee to plan this year's show:

Little Quilts:	Leigh Lussie and Donita Fredricks
Vendors:	Sharon Meisenheimer and Linda Wilkinson
Ribbons/Awards:	Linda Arndt
Treasured Quilts:	Barb Eckoff
Quilt Turning:	Kathy Safris
Set-Up:	Terry Van Pelt
Facility Coordination:	Jill Reber
Judging:	Mary Shotwell and Kathy Gribble
Community Service:	Linda Montet
Website Coordinator:	Julie Armstrong
Guild Treasurer:	Doris Rump
Guild President:	Roberta Biro

The following positions need to be filled as soon as possible:

- Quilt Show Chair-Elect**
- Secretary**
- Raffle Quilt** (2 people needed)
- Volunteers** (2 people needed)
- Publicity/Brochures and Posters** (2 people needed)
- Lectures/Demonstrations**
- Program** (2 people needed)
- Decorations** (At least 2 people needed—a great opportunity for a small group!)
- Kids' Korner**
- Take Down**

As you can see, several key positions on the committee still need to be filled. It is imperative these be filled in early 2007 to ensure a successful show in October. Please contact me for more information: landracarty@yahoo.com

Landra Carty, Quilt Show Chair

RETREAT REPORT

First things first—Marilyn Carlson and Nan Herman deserve many thanks for the great job they have done the last two years as retreat co-chairs. They are so organized and made it a great event for all. Thanks women!

Retreats this year are April 19-22 and November 1-4. Mark your calendar now. As usual, we are at Wesley Woods Camp near Indianola. If you haven't attended a retreat before, I encourage you to give it a try. I think most, if not all, would say "a good time is had by all." A registration form will be in the February and March newsletters.

I really don't need to say anything to those who have attended before, but for you who haven't, you can sew/quilt as much or little as you want. There's time to socialize (if you want) and you may learn something new from your neighbor. It's a great way to meet new people and have lots of time to focus on what you want to do. We'll again invite the massage therapist to join us and see if we can get a person who can do a chair massage, too. So mark your calendar now so you can join us in April and November.

Nancy Woods, Retreat Chair



DMAQQ DENIM SHIRTS

Thirty denim shirts were preordered at the Tea in early December. Delivery was planned just before Christmas. I will have the shirts at the January afternoon and

evening meetings. If you attend the afternoon meeting and ordered a shirt, please be sure to stop by the table in the back of the church and pick up your shirt before the meeting starts. I will start the afternoon meeting and leave either before or after show-and-tell to return to work. I will be at the evening meeting through treats, directly following the meeting.

For those of you unable to attend the December Tea, I will be taking orders at our January and possibly our February meeting. A minimum number of shirts must be ordered before another order can be placed.

I will have a size chart to help you with your order. Also, I will have my shirts along and may be wearing one of them so you can see how great they look.

Roberta Biro

SAVE THE 2008 QUILT SHOW!

Currently, no one has stepped up to fill the Quilt Show-Elect board position. Without this very important person to learn the procedures from our current Quilt Show Chair and committee, plan and coordinate the raffle quilt for the 2008 show, as well as coordinate the show in 2008, the show will not happen.

The Education Committee board position is also open at this time. So far there are no plans for technique seminars during 2007, nor will there be without someone in this position. Typically, these seminars are scheduled in the early months of the year.

If you know of anyone interested in either of these positions, please let me or a board member know immediately.

Thanks for your help.

Roberta Biro

BOARD MEMBER APPRECIATION GIFTS

Our Board of Directors is all volunteer-based. As a thank you to the board members who are retiring after their two-year positions, members of the guild can give them a gift of fabric or an autographed Hatchet Block. Each of these members has committed many hours of their personal time to ensure the guild's success. Each retiring member has chosen a type of fabric or color. You can make an autographed block described below or give them a fat quarter. Please bring your gift to the January guild meeting.

I apologize for not including Mary Jo Lippold in the November/December 2006 newsletter. Please remember to bring Mary Jo's gifts to the January meeting.

Roberta Biro

REQUESTS:


President: Leigh Lussie	Batiks, Blues
Corresponding Secretary: Julie Hanel (All fat quarters Julie receives will be donated to Linda Knierim/Prison effort)	
Treasurer: Judy Cramer	Batiks
Director-at-Large: Ellen Cooper	Batiks
Quilt Show Chair: Mary Shotwell	Kaffe Fassett
Program Chair: Fern Stewart	Batiks
Website Coordinator: Elaine Voyce	Batiks
Retreat Chair: Marilyn Carlson	Batiks
Librarians: Joyce Wisgerhof	(No preference)
Suzanne Myers	30's

Retreat Chair Co: Nancy Herman	Batiks
Program Chair Co: Lynn Stangl	Batiks
Education Chair: Mary Jo Lippold	Batiks

DIRECTIONS FOR 4" FINISHED HATCHET BLOCK

Cut the following for each block: Background—one 4½" square; Accent Fabric—two 2½" squares

Draw a diagonal line from corner to corner on the wrong side of each of the accent squares. Place one on a corner of the background square. Sew on the drawn line. Square up. Repeat on the opposite corner. Use a permanent marker to sign your block.



RENEW YOUR MEMBERSHIP

It's time once again to think about renewing your membership to DMAQG. Dues for 2007 will again be \$30—a real bargain! Please complete your membership form ahead of time to help reduce the chaos at the membership table. Please do not write "same" on the form if your address, phone number, and e-mail address didn't change; we have said that was okay in the past, but have encountered some problems with that practice. We look forward to a great year ahead.

Lorell Squiers,

I-80 QUILTERS ONE-STOP SHOPPING SPREE

Sunday, February 18, 2007

Monday, February 19, 2007

Holiday Inn, I-80 Exit 225

The I-80 Shopping Spree features eleven quilt vendors offering fabrics, kits, books, notions and gifts for sale all under one roof for your shopping convenience. It is held on Presidents Day weekend Sunday, February 18, 10-5 and Monday, February 19, 10-5 at the Little-Amana Holiday Inn, Exit 225 along Interstate 80. Make it a fun-filled weekend with your friends. Create your own sewing retreat or just have a fantastic shopping day. Open sewing area is available for a fee.

For more information contact:

Kathy @ 563-927-8017 or Barb @ 319-668-1977

Rainbows & Calico Things

Williamsburg, IA

The Quiltmakers' Shoppe

Manchester, IA

The Cottage Rose

Marion, IA

Adel Quilting & Dry Goods

Adel, IA

Merry Stitches

Jesup, IA

When Quilts Fly

Oxford, IA

Heritage Designs

& Needlework

Amana, IA

Expressions in Threads

LeClaire, IA

Seams to Me

Algona, IA

The Back Stitch

Elkader, IA

Nolting Long Arm Quilter

Hiawatha, IA

1/1

2006 AQS PRESIDENT CHALLENGE QUILTS

We had a wonderful group of quilts at the December Tea representing this year's theme "Quilt Your Poetic Muse". The following guild members were represented by their quilts: JoAnn Belling, Linda Gorman, Joan Hall, Donna Horn, Barbara Jones, Angela Lawrence, Judy Ludwick, Marj Luchtenburg, Leigh Lussie, Rebecca McCreary, Lonnie Parsons, Barbara Riggs, Fern Stewart, Karen Spencer, and Pat Weber. Thank you for participating in this year's challenge.

The winners for our entry into the AQS Challenge at Nashville for 2007 were made by: JoAnn Belling, Linda Gorman, Joan Hall, Donna Horn, Barbara Jones, Angela Lawrence, Barbara Riggs, and Pat Weber.

BITS & PIECES

From the Directors At Large

The holidays are over and we are all looking forward to a good quilting year. The Directors-at-Large want to welcome all members to the social gathering after the meetings. This is a good time to meet new quilting friends and catch up with old friends.

We want to thank all of you who provided treats for the meetings last year. We have some spots available for this year, so be sure to see one of the Directors-at-Large to sign up for treats in 2007. All you need to bring are the goodies; the guild provides coffee, plates, cups, and napkins.

Thank you to the Loose Threads for hosting the December Tea. In January treats will be furnished by Sew Sew Joyful in the afternoon and Doris Rump and friends in the evening.

Sarah Downing and Marge Pearson

GRINNELL
Fiber Works

831 Main St
Grinnell, Iowa 50112
641-236-7026

We carry fabric for

Garments & Wearable Art
Contemporary & Traditional Quilt Making

International Fabrics
plus
Yarns Beads
Doll Making
Designer Pillows
Fiber Art Source
Purse & Bag Supplies

Open
M-F 10-7
Sat 10-5
Sun 12-4

BOOK • NOOK

Reviewed by Kimber Mitchell Van Heukelom

As winter sets in, grab a cup of tea, cuddle up in a warm blanket and settle in for an afternoon of reading the latest quilt books. Here are some fun reads to get you inspired!

Indygo Junction's Needle Felting: 22 Stylish Projects for Home & Fashion by Amy Barickman

Wool fans will love this creative guide to needle felting. There's something to spark everyone's imagination in *Indygo Junction's Needle Felting* (C&T Publishing, 2006; \$24.95). The expert designers at Indygo Junction share their creative techniques for needle felting jackets, purses, pillows, jewelry and home accents.

Designer Diane McCauley's stunning daylily pin features three colors of wool blended together to create a lifelike appearance. Amy Barickman's patches and posies pink wool scarf combines three different wools

embellished with appliqué and yarn for a fun look. And designer Cathy Pendleton's pear table mat uses a natural palette of wool felt to convey old-fashioned charm.

Projects include complete instructions for hand and machine felting using a variety of fibers and fabrics. And a

comprehensive needle felting guide tells you the tools, methods, and tips and techniques you'll need to know to successfully create the book's projects.

Continued on page 9





9926 Swanson Boulevard,
Clive, IA 50325
515-276-1977
www.creekside-quilting.com

PFAFF

Super Bolt Sale

Sat & Sun, Feb 4-5
Giant selection of sale fabric
just for the weekend!
DOUBLE PUNCHES
on full-price merchandise
It's like picking your own sale!

OVER 5,000 BOLTS OF BEAUTIFUL FABRIC
11/10 Mon-Wed:10-5:30; Thur: 10-7; Fri & Sat: 10-5; Sunday: 1-4

Gwen's Quilt Studio

Custom Hand Guided Machine Quilting

Gwen Roen
(515) 961-9727

16914 Little Lake Trail
Indianola, IA 50125

gwensquilting@aol.com



1/10

Julie A. Armstrong

In My Spare Time, L.L.C.

Jewelry, Quilts, Bags, Gift Baskets & Other Fun Stuff!

FEATURING JEWELRY FOR QUILTERS

- * Sterling Silver Charm Necklaces & Bracelets
- * "Everyday" Gemstone & Pearl Jewelry
- * "Creative Spirit" Jewelry
- * Scissor Fobs, Bag Charms & Bookmarks

UNIQUE, HANDCRAFTED JEWELRY

- * Semi-precious Stones, Vintage Glass
- * Swarovski Crystals™ & Pearls
- * Cancer & Cause Awareness Jewelry
- * Bridal Jewelry and Custom Designs

MAKE-IT-YOURSELF JEWELRY PARTIES

- * Quilter's Small Groups
- * Girls' Night Out
- * Birthdays Parties (All Ages)
- * Bridal Showers
- * Jewelry Techniques
- * Holiday Gift Making
- * Fundraising Events

515-440-1912 • inmysparetime@att.net

A portion of your purchase will be donated to local charitable organizations providing services and support to cancer patients and their families. Thank you!

8/10

LONGARM MACHINE QUILTING by Barbara Dickerson

Specializing in stipple (meandering) and
pantogram (edge-to-edge pattern)

- Reasonable prices • Quick turn-around (2-4 weeks)
- Smoke-free environment • Quality work

Barbara Dickerson, Runnells, IA

515-966-2190

5/6

Husqvarna

VIKING

Quilting Connection, Inc.

FABRICS • NOTIONS • PATTERNS • CLASSES • BOOKS • SEWING MACHINES

238 Main Street
Ames, IA 50010
(515) 233-3048
(515) 956-4550
iaquilts.com

• HOURS •
Mon & Thurs 10 am-8 pm
Tues, Wed, & Fri 10 am-5:30 pm
Sat 10 am-5 pm
email: iaquilts@netins.net

0/10

CHARITY SEWING DAY

We had such fun at our charity-sewing day last May that we've set another date for next month. Plan to join us on Monday, February 19 at the West Des Moines Library, 4000 Mills Civic Parkway, from 10 a.m. to 3 p.m.

Bring your sewing machine and basic sewing kit. Cutting mats, rotary cutters, fabric and batting will be provided. Come for all or part of the day and feel free to bring along friends and family (prepared to sew) as well.

Small groups who meet during the day may want to consider making this their meeting day for the month, or just hop on over by yourself and make some great new friends. Hope to see you there

CHARITY AUCTION AUGUST 28, 2007

It's not too early to start thinking and planning your donations for our charity auction. If you would like to help with the auction or need more information, please call Sherri Street at 515/966-0032 or e-mail her at mainstreet1944@wmconnect.com.

Grandma's House of Quilting

GOING OUT OF BUSINESS!

Great bargains throughout the store
on fabric books patterns & notions

NEW HOURS are Wed. through Sat. 10:00-4:30pm

Or by appointment Sun. Mon. and Tues—just call

Open Super Bowl Sunday Feb. 4th, 1:00-5:00pm

50% off storewide!

Thank you for your business.

REMEMBER
CASH
OR
CHECKS
ONLY

Grandma's House of Quilting 1864 190th St. Audubon IA 50025
Ph # 712-563-4471 home # 712-563-2249

e-mail: ghoq@iowatelecom.net

DIRECTIONS: On I-80 West of Des Moines to exit 60; north 18 mi. to north edge of Audubon;
at John Deere turn east $\frac{1}{4}$ mile to 1864 190th St.

Thank you for your friendship and business in the past and during this closeout sale.
Hope to see you soon. Sharon Miller, "sew much fun"

2/2

NEWCOMERS MEET JANUARY 16, 2007

Urbandale Public Library, 3520 86th Street (just south of 86th & Douglas)

from 6:30p.m. to 8:30p.m.

You are invited to join a very special group. Newcomers are DMAQG members who have belonged to the guild for less than a year. In addition to the regular meetings of the guild, Newcomers meet monthly on the third Tuesday at the Urbandale Library. We meet in a smaller setting to review and explain the current activities of the guild. We also have "show and tell" and present a short program. So if you are a newcomer please make plans to join us each month.

Our January program will feature Barb Jones from Creekside Quilting. She will bring gadgets, gizmos, and tools from the shop and explain how to use them. Bring your "show and tell" and join us. I look forward to meeting and getting to know you.

Sherri Street

THE EVENING APPLIQUE SOCIETY

Hear Ye Hear Ye!!! TEA, *The Evening Appliquers*, formerly known as The Evening Applique Society, would like to invite anyone who loves to applique (hand or machine) to come and join our group. It doesn't matter if you are experienced or not.

If you yearn to have some stitch time with some wonderful ladies, share a sip of tea, and engage in great conversation, this is the place to be. We meet at The Quilt Block the 3rd Thursday of each month at 6:30pm.

If this is something you have always wanted to do but never have, we will be glad to teach you and help you get started. Bring your project, show n' tell, and a tea mug. We will provide the tea and a great time.

Any questions, call **Ellen Cooper** at 279-4813.



1800S QUILT STUDY GROUP

The group meets the 4th Thursday of every month at The Quilt Block at 6:30 p.m. Our next meeting is Thursday, January 25.

All interested members may bring as many 5-inch squares of reproduction prints as they wish to exchange with other members. Please bring projects to work on since we do not have a scheduled program for that month. Any questions? Contact **Kimber Van Heukelom** at 515/993-4005.

Custom Longarm Quilting
Nancy Herman & Co.
Flying Needle Quilting
813 50th Street
West Des Moines, Iowa 50265
515-221-0786
Quick Turnaround Time

4/10

The Sampler

Over 4,400 Calicoes, Solids, Flannels,
Batiks, 30s Prints & Bright Kids Prints,
Books & Supplies
Quilt Guild Discount and Mail Order Available
102 South Grand, PO Box 25, Chariton, IA 50049
Mon.-Fri. 9:45-6:00 • Sat. 9:45-3:00
641-774-2116
carolsampler@mchsi.com

1/10

Journey into Spring on The 13th Southern Iowa Shop Hop

January 31st- February 3rd
9:00 am to 5:00 pm
(unless store hours are normally longer)

20% off Regular Priced Fabric
Prizes-Patterns-Refreshments-Free Gift at Each Store
Pick up a **FREE Flower Row** Quilt Pattern
(also kits will be available)

VISIT ALL 10 STORES
to be eligible for the Grand Prizes
worth more than \$1,000!

VISIT 8 OF 10 STORES
to be eligible for other great prizes.

Quilt Nest at Clarinda	Vande Lune Fabrics at Pella
Knits & Other Notions at Creston	Betty's Gifts & Quilts at Chariton
Fabric Creations at Greenfield	The Sampler at Chariton
Ben Franklin at Winterset	Quilt With Us at Lucas
Fons & Porter QuiltSupply at Winterset	Harvest Table at Norwalk

1/1

FROM THE EDITOR

As a new year begins and I begin my second year of service to the guild, I'd like to personally thank each and every person who's served on the board this past year. Our quilt guild board is entirely VOLUNTEER-based. In some cases, members were even volunteered by others to do what they do. Without their service, the guild wouldn't be what it is today.

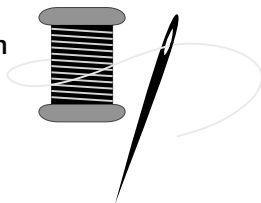
We all want the guild to be the best it can be. If there are improvements you feel can be made, please be a part of the solution and help us out rather than simply voicing a complaint. We welcome your help. If you'd like to assist any of the board members, please contact them using their contact information listed on the back page of this newsletter. I'm sure they'd love to hear from you!

I'd also like to take this time to remind everyone about our submission policies. All members are welcome to submit quilt-related articles to the newsletter. They are always due the 15th of the month prior to the one you'd like them to appear in.

For those wanting to place an ad, please note it is best to send your information in an electronic file in a Word document or in the body of email rather than a hard copy. Our designer can look at a printout for layout purposes but she often can't scan it because it is low resolution. As a result, she has to re-key all the information, which can leave room for error. All ads are also due by the 15th of the month prior to the issue you want it to appear in and checks must be received before it can be printed. Thanks and have a great year of quilting.

Gotta go stitch!

Kimber Van Heukelom



REAL-QUILTS
Piecer and Quilter for You
DEBBIE ROLEK
775 Walnut Ridge Drive
Waukee, IA 50263-9553
515-222-1463 home
515-238-9916 cellular
515-226-1448 fax
Photos: <http://community.webshots.com/user/debbierealquilts>
Web: www.real-quilts.com
Email: d.rolek@mchsi.com

9 / 10

SMALL GROUP UPDATE

Thank you for updating the small group list. Currently we have 35 active small groups, which are listed below.

Bitsy Chicks	Rather Bee Quilters
Blockheads	Rotary Cut-Ups
Central Iowa Textile Artists	Rotary Cut Ups
Cutting Edge	Rotary Strippers
Empty Spools	Rowdy Rippers
Errloom Quilters	Sacred Heart Quilters
Fiber Artists of Greater	Sew "N" Sews
Des Moines	Sew Nuts
First Monday Applique	Sew Sew Joyful
Itch'n to Stitch	Sew What
Legendary Ladies	South Side Quilters
Loose Threads	Stitchin'B's
Monday Basket Quilters	TAS Applique Group
Needle Cases	Thread Wine Divas
Nine Patch	Tuesday Morning Cut-Ups
Piece Corp	Twisted Sisters
Pin Pals	WannaBee's
Quilts Under Construction	Waukee "Needles Threads"

If you start a new small group or add new members to your current group, or have not yet updated, you may send me an email with the following information – small group name, contact person, phone number and email address, and group member names. Thank you,

Roberta Biro

APPLIQUÉ at PLAY

19 Sports Blocks to Mix and Match



Sew a quilt for every sports fan you know with this whimsical collection of sports blocks and other playful motifs by Des Moines quilt designer DeElda Wittmack.

**AVAILABLE AT ALL AREA QUILT SHOPS
AND BARNES & NOBLE**

©2006 BY MARTINGALE & COMPANY

1/3



2007 DES MOINES AREA QUILTERS GUILD Membership Application

NAME _____

ADDRESS _____

CITY _____ STATE _____ ZIP _____

HOME PHONE _____

EMAIL _____

REGULAR MEMBERSHIP: (circle one)
 Renewal _____ New Member _____

JUNIOR MEMBERSHIP: (circle one)
 Renewal _____ New Member _____ 18%

HOW CAN I HELP?

The Guild depends on volunteers, so please let us know in what areas you might be able to get involved.

COMMITTEES (circle all that apply)

- Assist Librarian _____ Assist Directors at Large _____
- Assist Program Chair _____ Assist at Quilt Show _____
- Assist with Comm. Service _____ Assist with Retreat _____
- Assist with Newsletter/digital photographs _____

SPECIAL PROJECTS (circle all that apply)

- Machine quilt for Community Service projects _____
- Sew bindings _____
- Other _____

DMAQG annual dues are due on January 1 and are \$30 for Adult Memberships and \$10 for Junior Memberships.

*(Junior memberships are available to individuals under 18 years of age.
 Participation is limited to guild meetings & the annual quilt show.)*

Please mail this form together with your check to:

DMAQG, PO Box 25070, West Des Moines, IA 50265

To be completed by DMAQG Staff:

Date: _____

Cash/Check No. _____

Amount _____

Membership Card No. _____

BOOK • NOOK

Reviewed by Kimber Mitchell Van Heukelom

Baltimore Elegance: A New Approach to Classic Album Quilts by Elly Sienkiewicz

The master of Baltimore Album quilts takes a fresh approach to these classic beauties with 25 new smaller and less complex blocks, 8 large reproduction blocks and 9 border designs. The projects in Elly Sienkiewicz's new book *Baltimore Elegance* (C&T Publishing, 2006; \$29.95) are every bit as beautiful as those in her previous books.



A review of appliqué basics gets you started. Then detailed lessons show you how Elly created all of the blocks and borders. You'll learn how to master Elly's technique for cutaway appliqué, transfer patterns to your block, embellish blocks with embroidery, ink a silhouette portrait in your block, fold fabric rosebuds, and ruch fabric posies among many other techniques.

But Elly doesn't stop with quilt blocks. She also offers a host of other projects inspired by the Baltimore Album tradition, including grandmother and granddaughter sewing aprons, a sewing case for carrying album blocks, a Babushka sewing doll, and album pillows. Interspersed throughout the book are personalized accounts of Elly's family memories and photographs of beautiful Baltimore Album projects that are sure to spark your creativity.

Continued on page 13



2007 Des Moines Area Quilters Guild WORKSHOP REGISTRATION

PROGRAM CHAIR: JoAnn Belling Phone 515 987 4912 email: tbelling@aol.com

Your Name _____ Date Rec'd _____

Phone # _____ Check # _____

Email: _____

Address _____

City _____ State _____ Zip _____

TEACHER	DATE	DAY	WORKSHOP	COST	TOTAL
Kathy Sandbach	Jan 24	WED	Intermediate/Advanced Machine Quilting	\$45	_____
	Jan 25	THUR	The Infinite Feather	\$45	_____
Suzanne Marshall	Feb 28	WED	Hand Quilting/17th Century Daffodil	\$45	_____
	Mar 1	THUR	Art Nouveau Rhapsody in Bloom	\$45	_____
Kaye England	Mar 21	WED	Scrap Mania	\$45	_____
	Mar 22	THUR	Images	\$45	_____
Colleen Wise	Apr 25	WED	Wild Sky	\$45	_____
	Apr 26	THUR	Oils and Foils	\$45	_____
Sandi Cummings	May 23	WED	Thinking Outside the Box	\$45	_____
	May 24	THUR	Play Time Picture	\$45	_____
Barbara Olson	June 27	WED	Responding to the Surface	\$45	_____
	June 28/29	TH/FRI	Cosmic Spirals	\$90	_____
Linda Fiedler	July 25	WED	Thread Painting the Easy Way	\$45	_____
	July 26	THUR	More Thread Painting	\$45	_____
Judith Baker Montano	Sep 26	WED	Sabre Pouch	\$45	_____
	Sep 27/28	TH/FRI	Underwater Fantasy	\$90	_____
Maxine Rosenthal	Oct 24	WED	Kaleidoscopic Watercolor with Octagons	\$45	_____
	Oct 25	THUR	Cubes, Hollow and Otherwise	\$45	_____
				TOTAL	_____

PLEASE NOTE:

1. Reserve your place in a workshop by completing the registration form.
2. By paying for your class now you will be put on the PAID list for chosen workshop(s).
3. One check may be made out for all workshops chosen.
4. If you list your choice of classes and do not pay at this time, you will be put on the UNPAID list for chosen workshop(s). In this case payment is due 60 days prior to the particular workshop.
5. Please remember there is a limit to the number of participants in the workshop.
6. Registration and payments may be made by mail or at guild meetings.
7. You may sign up and pay for as many workshops from one teacher as you wish.
8. Payment is refundable if canceled at least 30 days prior to the day of workshop.
9. Daytime workshops are from 9 am to 4 pm.
10. You must be a paid Des Moines Area Quilt Guild member to register for workshops.
11. Complete the form and mail to:

Lynn Stangl
5604 Woodland Ave., West Des Moines, IA 50266
Phone 515 225 6875 lynnstangl@msn.com

2007 DMAQG Workshop Information



Take advantage of this year's workshops featuring quilting experts from across the country. Detailed descriptions of each of the work-shops are listed below. You can sign up for workshops or get on a waiting list using the form on page 10.

JANUARY

KATHY SANDBACH—Bandon, OR

www.machinequiltlady.com

Wednesday, January 24 9 am to 4 pm

INTERMEDIATE/ADVANCED MACHINE QUILTING

This class reviews all the basic elements to successful machine quilting—decorative threads, rayons, metallics tension, basting, battings, bindings, etc. Students will “play” with a large variety of designs that do not have to be marked, including flowers, leaves, vines, children, holidays, and border designs.

Thursday, January 25 9 am to 4 pm

THE INFINITE FEATHER

This ageless design can be made to fit anywhere in almost any space or shape, borders, straight lines, hearts, circles, etc. A hands-on class of designing and free-motion quilting without marking.

FEBRUARY

SUZANNE MARSHALL—Clayton, MO

www.suzannequilts.com

Wednesday, February 28 9 am to 4 pm

- *HAND QUILTING WITHOUT A FRAME OR HOOP*
- *17TH CENTURY DAFFODIL USING TAKE-AWAY APPLIQUE*

YES, it is possible to quilt without a frame or a hoop! And wonderful results can be obtained often with small stitches by using Suzanne's quilting method. The class will include preparing the quilt for quilting, discussion about battings, demonstrations, and hands-on experience.

This particular method is much less stressful on joints and allows more comfortable sitting positions. The class is suitable for beginners as well as for hand quilters who would like to learn a new way to quilt.

From a 17th century embroidery, this quaint daffodil pattern comes alive and is a cinch to stitch using the take-away appliqué method for pattern placement.

Watch the daffodil pieces come together perfectly without struggle of markings or transparent overlays. Techniques for inside curves, points, and smooth edges are second nature as needle-turn appliqué becomes relaxing. Every skill level.

Thursday, March 1 9 am to 4 pm

ART NOUVEAU RHAPSODY IN BLOOM

Suzanne enjoys working with art nouveau designs because of the gradual flowing lines and interpretation of forms derived from nature. Class will include appliqueing a floral block, learning methods for smoothing curves and using take-away appliqué for multi-pieced flowers. The pattern (provided in class) makes a beautiful small wallhanging, the perfect starting point for an art nouveau quilt. Every skill level.

MARCH

KAYE ENGLAND—Indianapolis, IN

www.KayeEngland.com

Wednesday, March 21 9 am to 4 pm

SCRAP MANIA

45 patterns utilizing many different setting designs. The class explores different ways to combine blocks and techniques to improve piecing skills. Primary focus is on designing with scraps. Students should leave class with a more relaxed attitude about combining fabrics. A definite confidence builder for beginners and great fun for more advanced piecers. Kaye recommends cutting strips to share as most quilters' stashes represent their favorite colors and therefore limits their scrap study.

Thursday, March 22 9 am to 4 pm

IMAGES

African Inspirations book required

Students will explore and study various African traditions and then apply them into a folk-art type of quilt. Raw-edge appliqué and free form log cabin blocks will finish out this masterpiece. We will also discuss many pieced blocks inspired by African art. Great opportunity to use that ethnic fabric and bead collection. All skill levels will enjoy this workshop based on Kaye's book *African Inspirations*.

APRIL

COLLEEN WISE—Puyallup, WA

www.colleenwise.com

Wednesday, April 25

9 am to 4 pm

WILD SKY

Planets and satellites wheel and dance through a daytime sky. A three-dimensional look in more ways than one.

Thursday, April 26

9 am to 4 pm

OILS AND FOILS

\$10 kit fee

Dip into surface design! You will be able to add dimension and interest to your quilts using oil bars, oil pastels and foils. We'll do a series of exercises to learn the techniques involved. Incorporate some of these techniques into your next project for a little pizzazz!

MAY

SANDI CUMMINGS—Moraga, CA

www.sandicummings.com

Wednesday, May 23 **9 am to 4 pm**

THINKING OUTSIDE THE BOX

This is a class for those who would like to do something experimental in concept. It helps quilters to move beyond the traditional block format. Sandi demonstrates some of her own approaches to strip piecing and playing with small units that are the starting point for many of her quilts. Since we design as we go, it allows a lot of freedom and spontaneity.

We are talking about jumping in with fabric rather than using paper and pencil. Sewing with no templates or patterns, students are encouraged to experiment with both design and color—to try methods and ideas they may not have considered before. Sandi will assist students in working through whatever concepts they would like to develop. This is a class that helps quiltmakers gain the confidence and knowledge to work more freely and thus create more visually expressive quilts.

Thursday, May 24 **9 am to 4 pm**

PLAY TIME PICTURE

Create small quilt hangings perfect for gifts or to keep. These are collaged and then quilted—not pieced. A bit of whimsy—easy, fun and fast to make while pushing that creative urge. You should be able to complete a small quilt in the class. This is a great way to loosen up and move away from all the rules.

JUNE

BARBARA OLSON—Billings, MT

www.barbaraolsonquiltart.com

Wednesday, June 27 **9 am to 4 pm**

RESPONDING TO THE SURFACE

The creative impulse will be combined along with one-of-a-kind hand-dyed fabric and nature's lines and colors to create a powerful fiber piece. Students will develop a surface design in response to the lines and color of their fabric which has its own strong voice. In the morning students will use visualization, music and free hand drawing to tap into and connect with the energy of these forces and develop a spontaneous design, be it chaotic, organized or subtle in nature.

By afternoon, designs will be enlarged and applied to the fabric. Decorative threads and machine embroidery will develop this design on the fabric's surface. Free-form organized quilting lines will add texture to the composition (as time allows).

Thurs/Fri June 28/29 **9 am to 4 pm**

COSMIC SPIRALS

Students will learn the techniques Barbara uses in her award-winning quilts for designing and constructing magical spirals, and will begin a small wall hanging containing one 18-inch block.

Foundation piecing is used to achieve precise points for the geometric black and white spiral. Color is then added to the next round of the spiral with strips to complete the block. Drafting of the spiral will be demonstrated and a preprinted pattern will be provided. Many design options will be discussed. The two-day workshop will include a foundation pieced, machine appliquéd organic spirals block.

JULY

LINDA FIEDLER—Meadows of Dan, VA

forlin@SWVA.NET

Wednesday, July 25

9 am to 4 pm

THREAD PAINTING THE EASY WAY

Learn Linda's easy way to do this complicated machine embroidery technique. Thread selection is a breeze, and students will end up with a thread painting that looks real. Most students will finish their painting in class. There will be a thorough discussion of how Linda uses this technique on her prize-winning quilts and garments. Beginner to advanced.

Thursday, July 26

9 am to 4 pm

MORE THREAD PAINTING

Linda has developed a new Thread Painting class that is more abstract, and focuses on color, color combinations, and shape rather than on an actual image of something. Students will use metallics and

other specialty threads to achieve unique effects in this new free motion embroidery technique. Beginner to advanced.

SEPTEMBER

JUDITH BAKER MONTANO—LaVeta, CO

www.judithbakermontano.com

Wednesday, September 26

9 am to 4 pm

SABRE POUCH

This elegant purse is fashionable at any occasion, be it afternoon tea, a wedding or an evening at the opera. If the wedding is a very special one, the purse can be made to complement the bride's colors and given to her as a loving and lasting memento.

Thurs.day/Friday, September 27/28

9 am to 4 pm

UNDERWATER FANTASY

Create a one-of-a-kind art piece using a single piece of fabric for background and adding embellishments in ribbon, embroidery, stitches and collage techniques. This is a wonderful beginner's piece for those new to free-form embroidery. Finished 7"x14". Page 145 *Elegant Stitches* and Page 161 *Floral Stitches*. Students must bring a mat for this class.

OCTOBER

MAXINE ROSENTHAL—Woodbury, MN

www.timelessthreads.net

Wednesday, October 24

9 am to 4 pm

KALEIDOSCOPIIC WATERCOLOR WITH OCTAGONS

In a 6 hour class, you will create both octagonal blocks and magic diamonds. Because the triangles for octagons use a relatively narrow slice of fabric, each block creates a pattern that is very different from the original fabric. When octagons are coupled with magic diamonds, they fill the entire surface with pattern and color in a way that no other process can. Less than 6 yards of fabric will provide you with all you will need to create this magical quilt.

Thursday, October 25

9 am to 4 pm

CUBES: HOLLOW AND OTHERWISE

It is the feeling of dimension that turns a hexagon into a cube—an illusion. We've all seen cubes, but what if they were open on one side, or all sides, or just sliced open. What would you be looking at? What if a cube were inside a cube? How would it look? In this 6 hour class, you will learn how to open a cube in all directions and in many ways. All you need are several fat quarters each of light, medium and dark fabrics. You will complete at least 7 different forms of cubes and leave the class with a good understanding of their vivid dimensionality as well as how you might use them in your quilts.

BOOK • NOOK


Continued from page 9

Facts & Fabrications: Unraveling the History of Quilts & Slavery by Barbara Brackman

Popular legends surrounding quilts and the role they played in the Underground Railroad have long captured the imagination. But were quilts truly used to signal safe houses to escaping slaves? Quilt historian Barbara Brackman explores the role quilts played during this dark period of history and dispels popular myths using first-person accounts of slaves and slave owners as well as newspaper and military records and surviving quilts from the period of slavery. According to Brackman, *Facts & Fabrications* (C&T Publishing; 2006; \$27.95) offers quilters "an alternative framework to weave an accurate history of slavery into their quilts."

Reading this book is as much a historical journey as it is a lesson in quiltmaking. Through photos of antique and reproduction Civil War-era quilts as well as photographs and illustrations of slaves and scenes from the time period, Brackman brings history alive. The book features 20 quilt block patterns that represent different chapters in the history of slavery spanning the capture of slaves in Africa to the Reconstruction period after the Civil War. Brackman also offers eight projects with detailed instructions for using these blocks in sampler quilts or repeat-block designs in a variety of color palettes using everything from homespuns and reproduction fabrics to ethnic and contemporary fabrics.

Her quilt blocks and patterns pay tribute to notable figures such as Sojourner Truth, Frederick Douglass, and abolitionist poet Lydia Maria Child as well as those lesser known individuals such as Elizabeth Hobbs Keckley, a slave who bought her own freedom and that of her son. She eventually opened a dressmaking establishment in Washington, D.C., that employed 20 seamstresses. Among her most famous clients was First Lady Mary Lincoln. The two became close friends.



AQS PRESIDENT'S CHALLENGE 2007: ANIMAL(S) IN MY VIEW

This will be the fifth year DMAQG has participated in the American Quilter's Society Ultimate Guild Challenge. The show, located in Nashville, takes place each year in August. The 2006 challenge, Quilt Your Poetic Muse, will be sent in the spring to Nashville and hopefully juried into the show. My choice for this year's challenge is for guild members to share their everyday life and animal(s) in their view.

AQS PRESIDENT'S GUILD CHALLENGE RULES:

Contest Theme: Animal(s) in My View

Finished quilt: 40" X 30" (Horizontal)

- Share with us a little something about your everyday life, through the Animal(s) in your View. Title the quilt somewhere on the front and also on the label on the back.
- The quilt may be pieced, appliquéd, painted, stenciled or embellished in any manner.
- The finished quilt must consist of three layers.
- The quilt must be constructed and quilted by one person.
- Quilts must be finished (quilted and bound) and hung at the December 2007 Tea where guild members will vote for the top eight to be entered into the AQS Ultimate Guild Challenge in August of 2008.

QUILT HISTORY PUBLICATION MAKES ITS DEBUT

Pieces of Time, a quilt and textile history publication, made its debut at the April 1, 2006 meeting of the Iowa Illinois Quilt Study Group. The group's planning committee developed the idea for the magazine and publish it twice a year. The publication coincides with each Iowa Illinois Quilt Study Group meeting, which takes place the first Saturday in April and August. Each issue loosely covers the previous meeting's study topic and features additional articles on quilt and textile

history, including a quilter biography, book review, and editorial page. The inaugural issue contained photos and features on a Redwork Women's Relief Corps quilt, a quilter named Mary Wolf, and Virginia Snow Studios.

The publication welcomes submissions on quilt and textile history-related items. For writer's guidelines, please contact editor Andi Reynolds, 2050 Keokuk-Washington Road, Keota, Iowa 52248-9200. Her email address is: andi0613@iowatelecom.net

Photo CDs of quilts featured at the meetings are also available. They are \$6 each and have 25—40 images along with descriptions. Subscriptions are \$22 for one year or \$44 for two years. To subscribe or to order CDs, please make checks payable to IIQSG and put "IIQSG" on the memo line and mail to the address above.



Linda Montet

COMMUNITY SERVICE NOTES

What a wonderful year we've had in community service! Your generous quiltmaking for others resulted in a total of 500 projects completed for charitable causes.

Members made 408 placemats for clients of Meals on Wheels and 92 adult, child and baby quilts for New Directions Shelter and St. Joseph's Family Shelter in Des Moines.

In addition, more than 90 pounds of pop tabs—yes, I said 90 pounds—were delivered to Ronald McDonald House and eight shopping bags full of personal hygiene products were taken to local shelters.

Your acts of kindness make a tremendous difference in the lives of the quilt recipients. Meals on Wheels administrators tell us that oftentimes the gift of a placemat, delivered by a meal volunteer, is the only gift that client may receive – from anyone – throughout the year. Adults and children who receive quilts may keep them forever as a reminder that someone cares.

I know individual members and small groups make and contribute quilts to other charities throughout the year that are not counted here. Please let me know if your group is involved in charitable work, so next year's total count will reflect those donations as well.

Yearlong, and especially during the holidays, your handmade placemats and quilts lovingly reach out to those who are lonely, down on their luck, or without a home. Many, many thanks to each of you for your unending generosity.

Linda Montet

"APPLIQUE AT PLAY"
Book signing and quilt display
by DeElda Wittmack
Saturday, January 20th, 11:00 am

Barnes & Noble Booksellers
4550 University, WDM
Support your local author and designer.

1/1

DES MOINES AREA QUILTERS GUILD, INC.
FINANCIAL STATEMENT

DECEMBER 2006

	<u>Actual</u>	<u>Budget</u>
Beginning Balance	\$22,226.00	
INCOME:		
Advertising	\$ 1,216.70	\$ 1,600.00
Dues	15,225.00	14,500.00
Guest Fees	295.00	400.00
Interest Income	443.42	300.00
Library Income	458.00	200.00
Miscellaneous Income	10.00	
Bags	620.00	
Shirts	909.52	
Guild Challenge	317.00	300.00
Quilt Show Income	25,067.50	22,600.00
Retreat Income`	14,280.00	13,000.00
Workshop Income	<u>11,492.50</u>	<u>11,000.00</u>
TOTAL INCOME	\$70,334.64	\$63,900.00

EXPENSES:

Challenge-President AQS	8.90	100.00
Guild Challenge	64.65	300.00
Bags	416.10	
Denim Shirts	115.00	
Insurance	657.00	660.00
Fair Premiums	325.00	300.00
Library	0	300.00
Meeting Place	2,044.30	2,200.00
Member Maintenance	1,335.51	800.00
Member Workshops	11,199.19	11,225.00
Other Expenses/Bags	351.50	
Speaker Fees	10,349.74	11,065.00
Technique Seminars	0	
Misc. & Prior	149.10	
Newcomers	350.00	615.00
Newsletter	8,435.98	8,500.00
Quilt Show Expense	18,122.23	18,155.00
Quilt Show Future	238.68	885.00
Retreat	12,496.67	13,000.00
Website	<u>355.39</u>	<u>500.00</u>
TOTAL EXPENSES	\$ 66,663.39	\$68,605.00

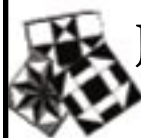
NET INCOME	\$ 3,671.20
Checking Account Balance as of 12/14/06	\$ 9,675.89
Money Market Balance as 10/30/06	\$16,596.31
Total Cash on Hand	\$26,272.20

Quilter's Cupboard

Fabric, Books, Patterns, and Notions
 131 N. Ankeny Blvd.
 (1 block north of 1st St. on Hwy 69)
 Ankeny, IA 50023
515-963-8758

Hours: Monday - Saturday 10:00 am-5:00 pm
 Thursday Until 7:00 pm

1/10



Join Sew Great Tours

Our 2007 quilting destinations!

Chicago International Show

April 13-15

AQS Paducah

April 27-30

Minnesota, Land of 10,000 Quilts

June 16

Sisters, Oregon outdoor show

July 10-17

New England & Keepsake Fabrics

Sept 22-30

Houston International Quilt Show

Oct 30-Nov 4

Meet bus Ames/Ankeny/Des Moines
 or en route.

Sew Great Tours

55044 Lincoln Highway
 Nevada, IA 50201



515-382-6444

www.sewgreattours.com

1/10

DMAQG 2007 BOARD OF DIRECTORS & COMMITTEE CHAIRS

PRESIDENT

Roberta Biro 515/223-0357
biorm@yahoo.com

VICE PRESIDENT

Sherri Street 515/966-0032
mainstreet1944@wmconnect.com

RECORDING SECRETARY

Lorell Squiers 515/288-4649
lsquiers4@msn.com

CORRESPONDING SECRETARY

Shirley Frus 515/279-1130
drsfrus@aol.com

TREASURER

Doris Rump 515/278-2705
jdrump@aol.com

PROGRAM CHAIR

JoAnn Belling 515/987-4912
TBelling@aol.com

PROGRAM CHAIR-ELECT

Becky Kemble 515/224-4384
bkemble@ecity.com

QUILT SHOW CHAIR

Landra Carty 515/252-0121
landracarty@yahoo.com

QUILT SHOW CHAIR-ELECT

OPEN

DIRECTORS-AT-LARGE

Sarah Downing 515/262-7744
downingsr@msn.com

Marge Pearson 515/987-1190
margepearsoncm@earthlink.net

LIBRARIANS

Pat Hjelmeland 515/278-4460
hjelhawks@aol.com

Barb Snuggs 515/251-7857
snuggsb9@aol.com

WEBSITE COORDINATOR

Julie Armstrong 515/440-1912
Luxejewels@worldnet.att.net

COMMUNITY SERVICE

Linda Montet 515/267-9010
lmon1@mchsi.com

RETREAT CHAIR

Nancy Woods 515/243-1586
nwoods@dhs.state.ia.us

RETREAT CHAIR HELPERS

Sandra Holmes 515/253-9395
holmes@mchsi.com

Julie Hanel 515/289-2097

grmaoftwins@dwx.com

EDUCATION COMMITTEE CHAIR

OPEN

NEWSLETTER EDITOR

Kimber Mitchell Van Heukelom
515/993-4005
tkhook@earthlink.net

NEWSLETTER DESIGNER & ADVERTISING COORDINATOR

Jann Williams 515/331-3401
whimzy@dwx.com

The Des Moines Area Quilters Guild is a non-profit organization that meets monthly to enhance members' knowledge and enjoyment of quilts and quilting. Most meetings are held on the fourth Tuesday of the month at the West Des Moines United Methodist Church, 8th & Grand, in West Des Moines, Iowa. Afternoon meetings begin at 1:00 pm and Evening meetings begin at 7:00 pm. Yearly dues are \$30 for Adult Memberships and \$10 for Junior Memberships. Guests are always welcome. A \$5 lecture fee will be collected from Non-Guild attendees at meetings featuring a paid speaker.

ADVERTISING AND PUBLISHING INFORMATION

Classified Ads are ten cents per word with a \$2.00 minimum and must be quilt- or member- related. ADVERTISING AND ARTICLES MUST BE SUBMITTED BY THE 15th OF EACH MONTH. All ads must be prepaid. *Piectime* is published eleven times per year with the Nov./Dec. issues combined. Buy 10 ads in *Piectime* and we'll publish your 11th ad for FREE.

Please make checks for advertising payable to DMAQG. **Mail payment with ad materials to:** Jann Williams, 8056 NW Beaver Dr., Johnston, IA. 50131 or email to whimzy@dwx.com (3 MB Max.)

AD SIZES/RATES: 1/8 Page (3 3/8" w x 2 3/16" h) \$10.00

1/8 Horizontal: (3 3/8" w x 3" h) or 1/8 Vertical: (2 1/4" w x 4 5/8" h) \$12.00

1/4 page (3 3/8" w x 4 5/8" h) \$16.00

1/2-page Vertical: (3 3/8" w x 9 1/2" h) or 1/2-page Horizontal: (7" w x 4 5/8" h) \$30.00

1 page (no bleed): (7" w x 9 1/2" h) \$60.00



DES MOINES AREA QUILTERS GUILD
PO BOX 25070
WEST DES MOINES, IA 50265

DATED MATERIAL

DO NOT DELAY

**MOVED?
CHANGED YOUR
INFORMATION?**

Send changes to
Recording Secretary:
Lorell Squiers
515/288-4649
lsquiers4@msn.com