

upcoming program

The next guild meeting will be Tuesday, January 27, at 1 & 7 p.m.

The speaker will be Jennifer Keltner.

You won't want to miss this chance to glimpse the inside track to one of our favorite magazines, American Patchwork and Quilting. Just how do they select the quilts that are included in the magazine? How do they get all the samples done in time? As a bonus we will get a sneak peek at quilts that will appear in upcoming editions!

Guild meetings are held at the West Des Moines United Methodist Church at 8th & Grand.

IN THIS ISSUE

- PAGE 2: Membership Form, 2009 President's Challenge
- PAGE 3: Program Calendar, Workshops
- PAGE 4: 2009 Workshop Information
- PAGE 5: Workshop Registration Form
- PAGE 6: Community Service, Retreat News, From our Past President
- PAGE 7: Special Group Meetings
- PAGE 8: Retiring Board Gifts, Thanks
- PAGE 9: Spring Retreat Registration
- PAGE 10: Spotlight on our President
- PAGE 11: Financial Report

From the President



Anita Gogerty

Hope everybody had a wonderful holiday. I am excited to be your president this coming year. I hope you are as excited about quilting as I am. Our guild has another great opportunity to show off our talents with our beautiful quilts and as volunteers at the quilt show. Let's have another great year of quilting.

Anita Gogerty, *President*

AQS President's Guild Challenge - Streetcar Named Desire

The results of the balloting at the December Tea for the president's challenge, Street Car Named Desire, are in. The quilts made by the following members will be included in our entry to the American Quilter's Society Ultimate Guild Challenge at Knoxville:

- Lynn Randall
- Barb Riggs
- Lisa Flyr
- Pat Weber
- Fern Stewart
- Judy D'lapico
- Barbara Jones
- Joan Rotert



Congratulations! The entries will be sent in the spring to Knoxville and hopefully juried into the show, which will be held in July 2009.





2009 DES MOINES AREA QUILTERS GUILD Membership Application

NAME _____

ADDRESS _____

CITY _____ STATE _____ ZIP _____

HOME PHONE _____

EMAIL _____

REGULAR MEMBERSHIP: (circle one)
 Renewal New Member

JUNIOR MEMBERSHIP: (circle one)
 Renewal New Member

HOW CAN I HELP?

The Guild depends on volunteers, so please let us know in what areas you might be able to get involved.

COMMITTEES (circle all that apply)

- | | |
|--|---------------------------|
| Assist Librarian | Assist Directors at Large |
| Assist Program Chair | Assist with Quilt Show |
| Assist with Comm. Service | Assist with Retreat |
| Assist with Newsletter/digital photographs | |
| Assist with Community Service projects | |
| Sew bindings | |
| Other _____ | |

DMAQG annual dues are due on January 1 and are \$30 for Adult Memberships and \$10 for Junior Memberships.

(Junior memberships are available to individuals under 18 years of age.

Participation is limited to guild meetings & the annual quilt show.)

Please mail this form together with your check to:

DMAQG, PO Box 25070, West Des Moines, IA 50265

To be completed by DMAQG Staff:

Date: _____

Cash/Check No. _____

Amount _____

Membership List _____

Printer's List _____

Don't forget to renew your membership either at a meeting or by mailing the membership application with your dues.

Membership dues are \$30 for the year - what a bargain!

Remember, that if your dues have not been paid by March 1, your name will not be included in the 2009 DMAQG membership directory.

2009 PRESIDENT'S CHALLENGE RULES

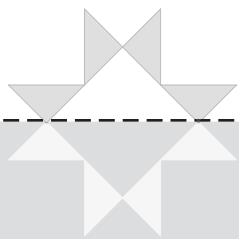
This will be the seventh year DMAQG has participated in the American Quilter's Society Ultimate Guild Challenge. The show, located in Knoxville, Tennessee, takes place each year in July. The contest theme for the 2009 DMAQG President's challenge for entry into the 2010 AQS show is Vacation.

Contest Theme: Vacation

Finished quilt 40"X 30" (Horizontal)

- Share a vacation memory.
- The quilt may be pieced, appliquéd, painted, stenciled, or embellished in any manner.
- The finished quilt must consist of three layers.
- The quilt must be constructed and quilted by one person.
- Quilts must be finished (quilted and bound) and hung at the December 2009 Tea, where guild members will vote for the top eight to be entered into the AQS Ultimate Guild Challenge.

Anita Gogerty, President



program calendar

JANUARY 27

Jennifer Keltner

1 p.m. & 7 p.m. *Piecing Together a Quilt Magazine*

FEBRUARY 24

Dawn Cavanaugh

1 p.m. *Selecting Designs for Machine Quilting*
7 p.m. *Relaxing While Machine Quilting*

MARCH 19-22

Spring Retreat

MARCH 24

Penny Haren

1 p.m. *Precision in Small Blocks by
Combining Techniques*
7 p.m. *How to Create Hard Blocks Easily*

APRIL 28

Nancy Kazlauckas

1 p.m. & 7 p.m. *Calligraphy with Thread*

MAY 26

Suzanne Swenson

1 p.m. *Women Quilting Through History*
7 p.m. *The Blue Ribbon Goes To...*

JUNE 23

Terry Clothier Thompson and Nancy Hornback

1 p.m. *Green and Red Appliqué*
7 p.m. *Dating Fabric and Quilts*

JULY 28

Connie Sue Haidle

1 p.m. & 7 p.m. *Back Basting Appliqué*

AUGUST 25

CHARITY AUCTION

SEPTEMBER 22

Ann Fahl

1 p.m. *Quilts for all Seasons*
7 p.m. *It's in the Details*

OCTOBER 28-31

AQS/DMAQG Quilt show

OCT/NOV (date to be announced)

Local Appliqué Small Group
How our Small Group Functions

NOVEMBER 5-9

Fall Retreat

DECEMBER

Christmas Tea & Annual Meeting

Next Month

Looking ahead to February, our speaker will be Dawn Cavanaugh. You will have the opportunity to find out what makes this renowned long-arm quilter tick, or should I say quilt! Not only will she give inspiration to long-arm quilters, but she will also teach regular-machine quilters new and creative ideas for quilting. To make her visit with us extra special, she will be bringing a trunk load of quilts for us to study up close! Yea! Circle February 24 on your calendar; you won't want to miss this one.

WORKSHOP GOAL FOR 2009

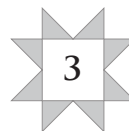
This past year, the board repeatedly mentioned how they would like to see each member try at least one workshop a year. It became my goal in setting up the workshop schedule to provide you with that opportunity. First, I tried to select a large range of topics and skill levels. Next, I tried to give you a variety of times and prices. Thanks to the great many of you who have already signed up for your favorites. If you have not done so, please look at your choices, go to the internet, and find out more about the ones that catch your attention. You may sign up at guild meetings or through the mail. Don't delay, when the class is full, your opportunity will be over!

Marge Pearson, Program Chair

WORKSHOP LOCATION

All workshops will be held at the beautiful, spacious, and well-lit Village at Legacy Point. To get there from the Des Moines area, go towards Waukee on Hickman. The Village at Legacy Point is on the south side of Hickman, after the big Dahl's store, and just before the Earl May Store. It is right after a small white farm house. As you enter the Village, you will go to the left, and the building is on your right. It has a nice circle drive. Now that you have found the front of the building you may park here, but they really prefer that we park in the back of the building. To do this, start back out and turn to your left. Then make another turn to your left.

Marge Pearson, Program Chair





2009 DMAQG Workshop Information

Marge Pearson

WEDNESDAY, JANUARY 21 – So,

you made a resolution that you will finish some UFO's before you get to start something new. If that is all you, bring a UFO to class and work on it! It will be a fun day working on your own project with prizes and awards given out all day!

THURSDAY, JANUARY 22 – Another resolution – do something with scraps. Bring your scraps and actually do something with them. In addition, learn some great organizing techniques.

Dawn Cavanaugh

WEDNESDAY, FEBRUARY 25 – Dawn will teach an all-day class on machine quilting without premarking. Come and learn some techniques for free-hand background quilting.

THURSDAY, FEBRUARY 26 – This will be an all-day class on machine quilting funky and fun feathers.

FRIDAY, FEBRUARY 27 – Learn the techniques to paint faux batik fabrics in a four-hour class with Dawn.

Penny Haren

www.pennyharen.com

WEDNESDAY, MARCH 25 – Penny will bring kits and you do not have to bring your sewing machine! Learn how to make complicated blocks without all the fuss.

THURSDAY, MARCH 26 – Penny's second book will be available in time for this class. Kits will be available and you will want to bring your sewing machine. Learn Penny's techniques for making six-inch blocks by piecing and appliqué.

Nancy Kazlauckas

www.threadcalligraphy.com

WEDNESDAY, APRIL 29 – Nancy will add inspiration to your quilts by teaching machine calligraphy using a zigzag stitch. This technique can be done on the quilt top or while you are machine-quilting.

THURSDAY, APRIL 30 – You have seen paintstiks in the stores and the results on others' quilts. Learn this fun technique to add sparkle to your projects.

Suzanne K. Swenson

cherrybaskets@aol.com

MONDAY, MAY 25 – This is an evening class that will help you finish your quilts. In her "Hang'em Straight" class, Suzanne will review the basics for setting blocks square, applying borders, and sewing bindings so your project/quilt hangs straight. No supplies needed.

WEDNESDAY, MAY 27 – "Stars All Around" is an all-day class that will teach precision-piecing techniques that will give you sharp points and straight seams.

THURSDAY, MAY 28 – This is your chance to have your new or old quilts appraised so that your insurance is adequate. Appointments will be available.

THURSDAY, MAY 28, 1-4 P.M. – We may repeat the "Hang'em Straight" class Thursday afternoon.

Terry Clothier Thompson

www.terrythompson.com

WEDNESDAY, JUNE 24 – Learn some tips on how to date fabric and quilts; Terry will come with a trunk full of dresses and quilts for you to learn from. You may also bring your quilts, quilt tops, or quilt blocks for her to date and use in class.

THURSDAY, JUNE 25 – Come and make a soldier quilt from Terry's book, Louisa May Alcott. An appliqué lesson will be optional.

Connie Haidle

www.appleblossomquilts.com

MONDAY, JULY 27 EVENING OR WEDNESDAY, JULY 29 MORNING – Connie will be teaching you some interesting ways to appliqué using Glad Press'n Seal. She will also focus on skinny stems and split leaves in her back-basting appliqué.

Ann Fahl

www.AnnFahl.com

WEDNESDAY, SEPTEMBER 23 – Learn the fundamentals of good machine appliqué, how to get a beautiful satin stitch; use decorative thread; the importance of using a foundation; and pressing.

THURSDAY & FRIDAY, SEPTEMBER 24-25 – Stitch a Black-Eyed Susan wall hanging with a flowerpot full of blooms. Learn Ann's methods to make award-winning quilts including fusing, appliqué, and free-motion embroidery.



2009 Des Moines Area Quilters Guild WORKSHOP REGISTRATION

Program Chair: Marge Pearson, 515/996-9117, margequilts@wildBLUE.NET

Your Name _____ Date Rec'd _____

Phone # _____ Check # _____

Email: _____

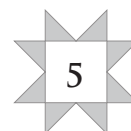
Address _____

City _____ State _____ Zip _____

TEACHER	DATE	DAY	WORKSHOP	COST	TOTAL
Marge Pearson	Jan 21	Wed	UFO resolution day	\$15	_____
	Jan 22	Thurs	What do I do with my scraps?	\$15	_____
Dawn Cavanaugh	Feb 25	Wed	Free-hand background quilting	\$45	FULL
	Feb 26	Thurs	Funky and Fun Feathers	\$45	_____
	Feb 27	Fri	Painting Batik fabric (1/2 day)	\$25	_____
Penny Haren	Mar 25	Wed	Pieced Appliqué: book 1	\$45	_____
	Mar 26	Thurs	Pieced Appliqué: book 2	\$45	_____
Nancy Kazlauckas	Apr 29	Wed	Thread Calligraphy	\$45	_____
	Apr 30	Thurs	Paintstiks	\$45	_____
Suzanne Swenson	May 25	Mon	Hang'em Straight (evening)	\$25	_____
	May 27	Wed	Stars All Around	\$45	_____
	May 28	Thurs	Appraisals by appointment	\$35	_____
	May 28	Thurs	Hang'em Straight (1 - 4 p.m.)	\$25	_____
Terry C. Thompson	Jun 24	Wed	Dating Fabric and Quilts	\$45	_____
	Jun 25	Thurs	Soldier Quilts	\$45	_____
Connie Sue Haidle	Jul 27	Mon	Back Basting Appliqué (evening)	\$20	_____
	Jul 29	Wed	Back Basting Appliqué (1/2 day)	\$20	_____
Ann Fahl	Sept 23	Wed	Free-Motion Thread Embroidery	\$45	_____
	Sept 24-25	Th-Fr	Black-eyed Susan, Appliqué & Embroidery	\$90	_____
				TOTAL	_____

1. By paying for the class at the time of registration, you are placed on the paid list.
2. One check may be made out to DMAQG for all workshops chosen.
3. Any class fees not paid at time of registration are due 60 days prior to the class.
4. At 59 days prior to the class, spaces become available to those on the waiting list.
5. At 30 days prior to the class, any vacancies become available to nonguild members at an additional fee of \$10.
6. Payment is refundable if cancelled at least 30 days prior to the day of the workshop.
7. Daytime workshops are from 9 a.m. to 4 p.m.; 1/2 day workshops are from 9 a.m. to noon unless noted; and evening workshops are from 6 p.m. to 9 p.m.
8. All workshops will be held at the beautiful, spacious, and well-lit Village at Legacy Point in Waukee, IA

Complete and mail this form to: Marge Pearson, 2932 105th St., Van Meter, IA 50261





Community Service

Last year flew by so fast, I'm still spinning. Our accomplishments and the lives we touched were many in 2008. Thanks to all the guild members who donated quilts and tops, those who quilted, and those who did bindings. I couldn't have managed without your gracious help. Our guild donated 116 quilts, over 500 placemats, twenty-six pounds of pop tabs, and sixty-seven pounds of toiletries. Looking forward to 2009, we have one charity sewing day planned for Tuesday, February 17, 2009, at the Pleasant Hill Library. They have a nice large room with a small kitchen. Bring your machine and usual tools and tell friends and family they're welcome. I like to have two people assisting with ironing and trimming. Fabric packets will be provided for your use and a light lunch will be served. Sign up for a fun day.

Judy D'lapico, Community Service

RETREAT NEWS

My time as your retreat chair has ended and next year we can look forward to Lisa Flyr and Beth Hromyak as the retreat co-chairs. Sandy Holmes and Julie Hanel have been great co-chairs for the last two years and deserve a lot of credit for how well the retreats have gone. Many thanks to them! This year we offered a day rate for those not able to spend the night and also had scholarships available.

Forty-five attended retreat in the spring and fifty-one came in the fall. We expanded housing choices by adding Buxton as an option. Those who stayed there were quite pleased with it, and we will have that option again in the Spring.

Thank you for the bright fabric. It will be given to the women at the Iowa Correctional Institution for Women in Mitchellville. They like brights, and I'm sure they'll be most pleased to receive your fabric. This is an example of the gift that keeps giving; they will be making gifts to send to their loved ones.

Nancy Woods, 2008 Retreat Chair

	2009	Sew Great Tours 515-450-8025 Chicago • Paducah • Houston
Quilt Tours & Destinations		
Sew Great Tours!	Call for 2009 catalog 515-450-8025	• Chicago April 17-19
		• AQS Paducah April 22-26
		• MN/Duluth June 10-12
		• Amish Gardens Aug 5-8
		• Quilt Expo & Door County
		• Fall in the Smokies
		• Houston Oct 12-18
		• AQS Shuttle Oct 29&30
<small>10/10+</small>		www.sewgreattours.com

From Our Past President

Thank you for allowing me to serve as your president this past year. It has been a great ride, and I have enjoyed myself immensely. I love meeting and getting to know new friends, and this year I had the opportunity to meet and talk to hundreds, both at the guild meetings and at the quilt show. I had a great board to work with and they made my job so easy. All I had to do was show up and bark.

Our guild contributes so much to the community, and I'm so proud to be a part of that.

We managed to stay within our budget, even after making some large purchases this year, including the new hanging system for our quilt show. Our show this year was a new experience for all of us. Joining with AQS, we had a wonderful show with over 24,000 people in attendance. We had many good comments from attendees, vendors, and volunteers. The website really helped with entering our quilts, and this year for the first time we could fill slots for volunteering on-line. I hope you're proud of your guild and the talent displayed at the show.

I'm looking forward to the programs offered this year, the Spring Retreat in March, and another great Quilt Show in October.

THANKS FOR THE MEMORIES, THE LAUGHS, AND THE FRIENDSHIPS.

Sherri Street, 2008 President

Husqvarna

VIKING

Ankeny Sewing Center

New, larger location

109 N. Ankeny Blvd
(next to Curves for Women)

More fabric, classes, Horn cabinets on display, Husqvarna Viking Sewing Machines sales and service.

Hours: Mon-Friday 10-5:30
(Thurs. until 7)
Sat. 10-4

515-963-8967

marylouasc@netins.net

<http://ankenysewingcenter.anidus.com>

6/10

Husqvarna

VIKING

Quilting Connection

238 Main Street, Ames, IA 50010

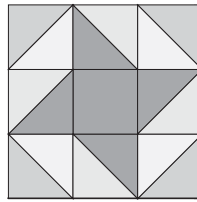
Over 6,000 bolts of fabric, the latest collections, hundreds of book, patterns, and classes. Husqvarna Viking Sewing Machines sales and service.

www.iaquilts.com
iaquilts@netins.net

515-233-3048

Mon & Thurs 10am-8pm,
Tues, Weds, Fri 10-5:30,
Sat. 10-5 Sun.- Check first

6/10



Special Group Meetings

NEWCOMERS' MEETINGS

The Newcomers' group of the Des Moines Area Quilters Guild will meet at 6:30 p.m. on Tuesday, January 20, at the Urbandale Public Library. The program will be Quick Piecing Techniques by Liz Porter, the new guild vice president.

THE EVENING APPLIQUÉ SOCIETY

The Society invites anyone who loves to appliqué whether by hand or machine to come and join the group. It doesn't matter if you're an experienced or beginner appliquer. We meet at The Quilt Block the third Thursday of each month at 6:30 pm. Any questions? Call **Ellen Cooper** at 515/279-4813.

1800S QUILT STUDY GROUP

Our next meeting will be Thursday, January 22, at 6:30 p.m. at The Quilt Block. The study topic will be red and green appliqué quilts, so come and bring your findings to the meeting. See below for a list of this year's study topics. Members study each month's featured topic and bring their findings to share with the rest of the group in a friendly, informal format. For each program, please bring reproduction quilt projects or antique examples (if you have them) that relate to the topic. Hope you can join us for a future meeting! Any questions? Contact **Kimber Van Heukelom** at 515/993-4005.

January: Red and green appliqué quilts

February: Sewing machines

March: Crazy quilts

April: Doll quilts

May: Buttons

June: Antique linens and pillows

July: Madder prints and dye

August: Quilts during the Civil War

September: Conversation prints

October: Program on 19th-century ladies fashion and historically-inspired papier-mâché dolls

November: Share your favorite book on quilt history

No meeting in December

This list is subject to change.

Retiring Board Gifts

Our Board of Directors is all volunteer-based. To thank the board members who are retiring after serving their two-year positions, members of the guild can give them a gift of fabric or an autographed Hatchet Block. You can bring your gifts to the January guild meeting.

The retiring board members and their choices for thank-you gifts are:

Sherri Street, President – Solids or fabrics that read solid

Becky Kemble, Program Chair – Batiks in purples and blues

Doris Rumpp, Treasurer – 30s reproductions

Shirley Frus, Corresponding Secretary – Batiks


Mary Shotwell, Quilt Show Co-Chair – Oriental

Jill Reber, Quilt Show Co-Chair – Batiks

Pat Hjelmeland, Librarian – Christmas fabrics

Barb Snuggs, Librarian – Batiks or marbles

Nancy Woods, Retreat Chair – Brights to be donated to the prison quilting program



DIRECTIONS FOR 4" FINISHED HATCHET BLOCK

Cut the following for each block:

Background—one $4\frac{1}{2}$ " square

Accent Fabric—two $2\frac{1}{2}$ " squares

Draw a diagonal line from corner to corner on the wrong side of each of the accent squares. Place one on a corner of the background square. Sew on the drawn line. Square up. Repeat on the opposite corner. Use a permanent marker to sign your block.

THANKS FOR ALL THE DONATIONS

Thank you all so much for all the wonderful fabrics, batting, threads, quilting tools, books, and magazines that many of you have donated this past year for our guild-related charity activities. As the person who stores all these donations, I've been in a position to see how very generous our members are. I also know all the ways in which these donations help others.

Initially, your donations were used to help with a quilting class taught by a small group of guild members, including myself, at Creative Visions. Your donations continue to benefit that class. This past year approximately 100 quilts were made by class members using your donations.

Your donations have also benefited a number of other guild and charity activities including:

- DMAQG Community Service quilts
- DMAQG Kids' Classes
- Quilting classes taught by guild members at the women's prison in Mitchellville
- Stitchin' Mission
- Church small groups making mission quilts
- Guild small groups making quilts for hospitals and other charities
- My Brothers' Keeper, a non-denominational group that makes quilts for the homeless

Hopefully, you will all continue to generously donate, whether it's all those little snippets and scraps left over from your latest projects, those "what was I thinking?" fabrics, or other items you no longer need. Your donations can be brought to our guild meetings, dropped off at Creekside Quilting, or delivered to my home (please call first). We can always use 100% cotton fabrics, batting, threads and tools. Please do NOT donate upholstery fabrics/samples, single knits, cut-up jeans or other clothing – those items cannot be used and end up being thrown away.

Thank you all again.

Sharon Meisenheimer 515/986-1145

Also: **Kathy Safris** 515/276-2996, **Mary Shotwell** 515/279-2368, and **Leigh Lussie** 515/276-0041

Spotlight On Our President

Anita Gogerty served as vice president of DMAQG in 2008 and will serve as president through December 2009. She agreed to the following interview in an effort to let everyone get to know her a little better.

WHEN DID YOU START QUILTING?

I started quilting when my first child was born in 1962. I started sewing when I was 12 and made all my clothes in high school, and once I got married I made most of my kids clothes, even the boys' jeans with a "goge" label (short for Gogerty, my personal label) on the back pocket. With the left over fabric from the kids' clothes, I made them quilts. I just pieced it on my own. In 1989 a friend wanted to take a class, Quilt in a Day, so I took it with her, bought material for a quilt, and that got me hooked. I took two Quilt in a Day classes in Altoona, and haven't stopped quilting since.

I HAVE HEARD THAT YOU ARE A PROLIFIC QUILTER. DO YOU KNOW HOW MANY QUILTS YOU HAVE MADE OR HOW MANY YOU TYPICALLY MAKE IN A YEAR? I've made over 300 quilts and, at the last count, I made 30 quilts this year.

DO YOU HAVE NOW, OR HAVE YOU HAD MEMBERS OF YOUR FAMILY THAT QUILT?

I was the first. Now I have a sister, Jeanne, who quilts.

WHAT WAS YOUR FIRST QUILT?

My first quilt was for my son, John, who is 46. I don't know what happen to it, but my daughter, who is 44, still has hers. I made her daughter, Kimberly, one just like it when she was a baby.

WHAT TYPE OF QUILTS DO YOU MAKE? I make all kinds of quilts, from traditional quilts to art quilts.

WHAT ARE YOUR FAVORITE PARTS OF MAKING A QUILT? I like the whole process of making a quilt, from start to finish.

WHAT IS YOUR LEAST FAVORITE PART? Binding, but I really don't mind sitting and doing that.



Anita Gogerty

DESCRIBE THE SPACE IN WHICH YOU DO YOUR QUILTING.

My quilt room is 12'x16' with a 4'x8' quilting table with my machine set-in.

ARE YOU IN A SMALL GROUP? IF SO, WHICH ONE AND FOR HOW LONG? HOW DID YOU SMALL GROUP GET STARTED? DESCRIBE SOME OF YOUR FAVORITE GROUP PROJECTS.

My small group is the Sew-Sew Joyful and we have been together for about 4 years. Judy D'lapico and I have been friends for 45 years Judy and Sherri Street have also been friends for that long. I hadn't seen Judy and Sherri in a long time, but ran into them at a guild meeting and said we should get together. Sue McMMain is a neighbor of Judy's and joined us. Phyllis Salsbury was standing behind Judy in the line for snacks after a meeting and they got to talking, and she joined our group. Bridget Lottman was in another group with Phyllis and also joined.

Our favorite projects are charity quilts and challenges. Bridget comes up with a new challenge every time we finish one.



ATTENTION BUSINESS OWNERS!

Advertising in this newsletter is an excellent way to reach your quilting customer base. Our membership is more than 500 members! See the rates on the back page and you will agree, advertising in DMAQG News is an opportunity you shouldn't miss out on!

To place an ad, contact **Emma Thomas-McGinnis**
emma@ethomasmcginnisdesign.com

DES MOINES AREA QUILTERS GUILD, INC.
FINANCIAL STATEMENT

DECEMBER 31, 2008

Beginning Balance (1/1/08) **\$32,441.52**

	<u>Actual</u>	<u>Proposed 2008</u>
INCOME:		
Challenge Income	297.00	300.00
Dues	14,720.00	15,000.00
Guest Fees	350.00	350.00
Interest Income	400.26	300.00
Library Income	286.40	200.00
Member Workshop Income	10,955.00	14,000.00
Miscellaneous Income	65.72	0
Newsletter Advertising	1,180.00	1,000.00
Quilt Show Income	15,707.05	15,550.00
Quilted Mile Donations	4,946.59	0
Retreat Income	<u>11,905.00</u>	<u>11,000.00</u>
TOTAL INCOME	\$60,813.02	\$57,700.00

EXPENSES:

AQS Challenge Expense	279.84	300.00
Community Service Expense	82.49	200.00
Fair Premiums	325.00	350.00
Guild Challenge Expense	0	300.00
Insurance	651.00	700.00
Library	324.30	400.00
Meeting Place	1,922.00	2,200.00
Member Maintenance	1,842.33	2,500.00
Member Programs & Workshops	18,120.32	24,280.00
Miscellaneous Expense	18.10	0
Newcomers	62.35	500.00
Newsletter	8,384.77	9,000.00
Quilt Show Expense	10,553.35	8,740.00
Quilt Show – Hanging System	10,275.00	9,500.00
Quilt Show Future Expense	0	600.00
Retreat	,604.20	11,000.00
Website Expense	<u>426.58</u>	<u>400.00</u>
TOTAL EXPENSES	\$63,871.63	\$70,970.00

NET INCOME (-3,058.61)

Checking Account Balance as of 12/31/08 **\$6,934.56**

Money Market Balance as of 12/31/08 **\$22,448.35**

Total Cash on Hand **\$29,382.91**

REAL-QUILTS

Piecer and Quilter for You

DEBBIE ROLEK

775 Walnut Ridge Drive
 Waukee, IA 50263-9553
 515-222-1463 home
 515-238-9916 cell
 515-226-1448 fax

www.real-quilts.com

Photos: <http://community.webshots.com/user/debbierealquilts>

Email: d.rolek@mchsi.com

10/10

The Quilt Block

BERNINA Sewing Center

Store Hours:

Mon – Sat 10 a.m. – 5 p.m.

Thurs 10 a.m. – 7 p.m.; Sunday 1 – 4 p.m.

BERNINA⁺
 Nothing Sews Like A Bernina. Nothing.

325 5th St
 West Des Moines, IA
515-255-1010

Shop Quilt Block 24 hours at:
www.IowaQuiltBlock.com

6/10

Quilter's Cupboard

Fabric, Books, Patterns, and Notions
 131 N. Ankeny Blvd.
 (1 block north of 1st St. on Hwy 69)
 Ankeny, IA 50023

515-963-8758

Hours: Mon-Friday 10-5:30, Thursday until 7
 and Saturday 10-5

10/10+1

DMAQG 2009 BOARD OF DIRECTORS & COMMITTEE CHAIRS

PRESIDENT

Anita Gogerty 515/287-4877
anitag@q.com

VICE PRESIDENT

Liz Porter 515/462-3708
lizquilter@gmail.com

RECORDING SECRETARY

Joan Rozycki 515/252-0110
joanrozycki@gmail.com

CORRESPONDING SECRETARY

Pat Hjelmeland 515/278-4460
hjelhawks@aol.com

TREASURER

Missie Carpenter 515/987-6974
mcarpenter31@mchsi.com

PROGRAM CHAIR

Marge Pearson 515/987-1190
margepearsoncm@earthlink.net

PROGRAM CHAIR-ELECT

Peggy Kirk 515/314-1118
peggy.kirk@prgrsoft.com

QUILT SHOW CO-CHAIRS

Leigh Lussie 515/276-0041
ricle@earthlink.net

Bridget Lottman 515/981-8794
b.lottman@mchsi.com

QUILT SHOW CHAIRS-ELECT

Barb Snuggs 515/251-7857
snuggsb9@Q.com

Julia Shires 515/225-2843
ljshires@hotmail.com

DIRECTORS-AT-LARGE

Doni Auten 515/957-0831
d.auten@mchsi.com

Barb Smalley 515/279-2651
smalleybl@aol.com

LIBRARIANS

Mary Martin 515/267-0098
maryem@q.com

Barb Nelson 515/278-5749
bbbakn@mchsi.com

WEBSITE COORDINATOR

Nancy Sharr 515/993-4740
ensharr@msn.com

COMMUNITY SERVICE

Judy D'lapico 515/967-2294

RETREAT CO-CHAIRS

Lisa Flyr 515/331-4285
dfflyr@juno.com

Beth Hromyak 515/331-1199
bhromyak@hotmail.com

NEWSLETTER EDITOR

Donita Fredricks 515/279-6255
lfredricks@mchsi.com

NEWSLETTER DESIGNER & ADVERTISING COORDINATOR

Emma Thomas-McGinnis
515/710-6587
emma@ethomasmcginnisdesign.com

ADVERTISING AND PUBLISHING INFORMATION

ADVERTISING AND ARTICLES MUST BE SUBMITTED BY THE 15th OF EACH MONTH.
All ads must be prepaid. *Ad placement subject to space availability.* Buy 10 ads in *Piectime* and we'll publish your 11th ad for FREE. Please make checks payable to DMAQG.

Email ad pdf or text and mail payment with hard copy to: Emma Thomas-McGinnis, 4513 81st Ct, Urbandale, IA 50322; email emma@ethomasmcginnisdesign.com

AD SIZES/RATES: 1/8 Page (3³/₈"w x 2³/₁₆"h) **\$10.00**

1/6 Horizontal: (3³/₈"w x 3"h) or **1/6 Vertical:** (2¹/₄"w x 4⁵/₈"h) **\$12.00**

1/4 page (3³/₈"w x 4⁵/₈"h) **\$16.00**

1/2 page Vertical: (3³/₈"w x 9¹/₂"h) or **1/2 page Horizontal:** (7"w x 4⁵/₈"h) **\$30.00**

Classified Ads are ten cents per word with a \$2.00 minimum and must be quilt- or member-related.

The Des Moines Area Quilters Guild is a non-profit organization that meets monthly to enhance members' knowledge and enjoyment of quilts and quilting. Most meetings are held on the fourth Tuesday of the month at the West Des Moines United Methodist Church, 8th & Grand, in West Des Moines, Iowa. Afternoon meetings begin at 1:00 pm and Evening meetings begin at 7:00 pm. Yearly dues are \$30 for Adult Memberships and \$10 for Junior Memberships. Guests are always welcome. A \$5 lecture fee will be collected from Non-Guild attendees at meetings featuring a paid speaker.



DES MOINES AREA QUILTERS GUILD
PO BOX 25070
WEST DES MOINES, IA 50265

DATED MATERIAL

DO NOT DELAY

MOVED? CHANGED YOUR INFORMATION?

Please send changes to
Recording Secretary:
Joan Rozycki

515/252-0110
joanrozycki@gmail.com