


QUILTERS GUILD, INC.



PIECE TIME

January 2005
Des Moines Area Quilters Guild
www.dmaqg.org
Volume 23 Number 1

January 25th

NANCY KIRK

West Des Moines United Methodist Church

1:00 – Tell me about Grandmother’s Quilt-Bring a quilt and Nancy will tell about it.

7:00 – Those Crazy Victorians

Nancy comes to us from the Kirk Collection in Omaha. She and her husband, Bill, started collecting antique quilts and because many of them were damaged she learned quality quilt repair, 19th century sewing techniques, fabric dating, and textile identification. She then began teaching classes in these areas and that lead to a quilt appraisal business-The Kirk Collection. An offshoot of her love of antique quilts led to her love of crazy quilts. Nancy and Bill formed the Crazy Quilt Society that provides extensive workshops on crazy quilting with nationally known teachers each June in Omaha. Nancy has a lot of knowledge to share with us in January, so be there because you won’t want to miss this great teacher.

For more information on Nancy visit her web site: www.kirkcollection.com

Nancy’s Workshops Windsor Heights United Methodist Church

Monday, January 24 , 6:00p-9:30p, 3-D **Embellishments**, \$20

Learn some embellishment stitches and other ways to make your quilts unique and dimensional. This is Nancy’s favorite class to teach and one she does not get to teach often, so we are in for a treat! I am sure beads will be a part of this!! YEAH

Wednesday, January 26, 9:00a-4:30p, **Saving Grandmother’s Quilts**, \$30

Often our Grandmother’s quilts are damaged or dirty when we inherit them. What to do??? Come to this class and learn how to clean and restore these precious quilts so they last a lifetime. She also discusses storage and dating of antique quilts. Bring a quilt that needs restoring.

Thursday, January 27 , 9:00a-4:30p, **Crazy Quilting with Nancy**, \$30

This is for beginners and fun for more advanced quilters. We will be hand-piecing a crazy quilt block which allows for lots of creativity and freedom to improvise. A fun canvas for your beads and other 3-D embellishment. A few more embellishing techniques will be taught. Way fun!!!! Creativity and freedom to improvise. This workshop will cover basic piecing with demos of two or three embellishment stitches and introduction to other embellishment techniques.

LOOKING AHEAD

JUDY HOOWORTH

February 22

1:00 – Passion for Color

7:00 – Quilt Art Australia- From the Bush to the Sea

SHARYN CRAIG

June 28

Samples

Creativity: Inspiration

LIUXIN NEWMAN “THE THIMBLE LADY”

March 22

How Hand Quilting Changed Me

Perfect Hand Quilting Without Pain

CINDY BLACKBERG

July 26

Quilt History-a Trunk Show

Sneaky Tips and Tricks of the Pros

VELDA NEWMAN

September 27

A Painter’s Approach to Fabric

A Painter’s Approach to Fabric

SARA NEPHEW

October 25

The Story of A Quiltmaker

Isometric 3-D Quilts

ATTENTION GUILD MEMBERS!

Next meeting

January 25, 2005

1:00 & 7:00 pm

West Des Moines United Methodist

Church 8th & Grand,

West Des Moines, IA

PAT COX

April 26

Baltimore Album Quilts

Hawaiian Applique

SANDY BONSIB

May 24

Flannel Mania

Folk Art Quilts: A Fresh Look

Upcoming Events

Programs for 2005

Judy Hooworth	02/22
Liuxin Newman	03/22
Pat Cox	04/26

Free Technique Class

Color Theory	1/12
Demo-fabric painting & dying	1/15
Machine Embellishment	3/14
English Paper Piecing	3/20



Quilt Retreat 4/7 - 10

Newcomers 1/18 @ 6:30 PM

Board Meeting 1/8 @ 9:00 AM

NOTES FROM YOUR PRESIDENT

Happy New Year Quilters! It is resolution time and like many of you some of mine involve quilting. Our guild is a great place for help with the following resolutions:

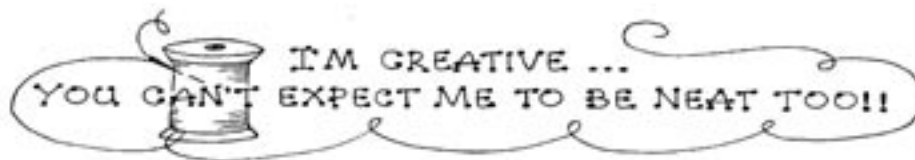
Learn more about quilt history, about traditional piecing techniques, about new quilting techniques, and about hand appliqué and quilting techniques; make charity quilts and support our sisters in the fights against cancer and poverty; and finish at least one UFO!!

Donna Horn has a great list of teachers this year with a variety of lecturers (many having different topics for afternoon and evening) and workshop offerings. We will also have more free technique classes. Nancy Woods will have a couple of new community service projects for the year including making placemats for Meals on Wheels recipients (a great place to practice those new techniques). Marilyn Carlson will be giving us two opportunities to work on our UFOs. Spring and fall retreats are a great place to catch up on previously started projects, start something for community service or our August charity auction, and practice new technique.

We had a great turnout for the December Tea. Thanks for all of the treats. Many of you gave gifts of blocks or fabric to our outgoing board. We have included the article about this thank you again this month. We will have a place to collect gifts at the January meeting. There were 14 quilts entered in the President's Ultimate Challenge – Something's Fishy. They made a colorful backdrop for the meeting. Look for Marta's article for the 8 quilts chosen by the membership to enter in the AQS show in Nashville. We will be participating in this challenge again in 2005. I will be announcing the theme in January.

Your new Board of Directors is excited about the coming year. But, we need your help. Everything the guild does is based on volunteer help. When you sign up for membership indicate on the bottom of the form committees you would like to help. And, through the year if something comes up that intrigues you, let the committee chairman or me know. We would be glad for your help.

Janet Pittman, 515-223-6735 or janpittman@mchsi.com



BOARD MEMBER APPRECIATION GIFTS

Our Board of Directors are all volunteers. As a "thank you" to the board members who are retiring after their two year position, members of the guild can give them a gift of fabric or an autographed Hatchet Block. Each of these members has committed many hours of their personal time to ensure the guild's success. Each retiring member has chosen a type of fabric or color. You can make and autograph the block described below or give them fat quarters. Please bring your gift to the January meeting.

Requests:

President: Marta Trout	Batiks
Corresponding Secretary: Lynn Stangl	Batiks
Treasurer: Linda Gorman	Earth tones
Director at Large: Mary Shotwell	Batiks
Program Chair: Barb Smalley	Jewel tones
Quilt Show Chair: Jill Reber	Batiks
Website: Lynn Johnson	30's
Education Chair: Penny Ray	Blues
Librarian: Lisa Modlin	Batiks
Librarian: Annette Hansen	Batiks
Retreat Co-Chair: Jo Mostrom	Batiks
Retreat Co-Chair: MJ Rozendaal	Batiks

Directions for 4" finished Hatchet Block:

Cut the following for each block:

Background – one 4 1/2" square

Accent fabric – two 2 1/2" squares

Draw a diagonal line from corner to corner on the wrong side of each of the accent squares. Place one on a corner of the background square. Sew on the drawn line. Press square up. Repeat on the opposite corner. Use a permanent marker to sign your block.



NEWCOMERS MEETING-January 18, 2005

Urbandale Public Library, 3520 86th St. (just south of 86th & Douglas)
6:30 p.m. to 8:30 p.m.

Welcome to all new members of DMAQG. You are invited to join a very special group. NewComers are DMAQG members who have belonged to the guild for less than a year. In addition to the regular monthly meetings of the guild, NewComers meet monthly on the 3rd Tuesday at the Urbandale Library. The purpose is to meet in a smaller setting to review and explain the current activities of the guild, do "show and tell", and present a program about a quilting technique or process. So, any first year members to the guild are invited to join NewComers. Our January speaker will be Barb Eckoff, presenting "The History and Care of Quilts." Donna Horn, the guild Program Chair, will share information on the upcoming programs and workshops being offered during 2005.

Bring your "show and tell" and join us for an interesting evening. We will also discuss what speakers and techniques you as NewComers would like during the upcoming year.

I'll look forward to meeting all of you,

Leigh Lussie Leigh Lussie 276-0041
ricle@earthlink.net



The holidays are over and we hope you are busy with your winter quilting projects. As your directors at large, we are here to make your guild experience the best it can be. Let us know if there are things you would like to see done to make our meetings more meaningful and friendly. We will do our best to check into those things for you.

As you work keeping your New Year's resolutions, think of adding a belated one. How about promising yourself to do the guild challenge. It is a lot of fun and a way to grow as a quilter. Packets and rules will be at the March meeting. Think about it.

Would you like some new members to your small group? We have several requests from people wanting to become a part of a group. Let us know so we can help people and groups can get connected.

Thanks to all who signed up to bring treats for the 2005 meetings. We still have openings for the afternoon meetings in July, September and October. Think about signing up.

January treats:

Afternoon-Sherry Street, Judy D'lapico, and Phillis Salsbury

Evening-Sandy Stoltenow, Mary Martin, Connie Thompson and Marilyn Martinez.

Directors at Large

Sharon Meisenheimer, 986-1145 rmeis@aol.com

Ellen Cooper, 279-4813 nelliecoop@qwest.net

BREAST CANCER AUCTION-AUGUST, 2005

It is not too early to begin our plans for another highly successful auction to benefit breast cancer. We need a small group who is willing to organize, plan and carry out the guild's yearly event. Discuss the possibility with your small group members. This is a wonderful opportunity to provide service to the guild and to those women that we all know who have had to battle this terrible disease.

If you would like to offer your services or merely need more information regarding this event, please email ricle@earthlink.net or call 276-0041

Leigh Lussie



Once again and as usual, Guild members were very generous in supporting efforts to help others. We closed out the year with 120 charity quilts. 42 went to Mercy Hospital and the remaining to the AIDS Project of Central Iowa. Both organizations were most appreciative. If you haven't gotten your quilt in yet, bring it in and I'll get it delivered. We turned in 18 quilts to American Patchwork and Quilting magazine for their effort to raise funds for breast cancer. (This on top of what you donated at the auction.) Six tops and one quilt were sent to Operation Homefront for family members of soldiers killed in Iraq and Afghanistan. Thank you all for your tremendous involvement in all these endeavors.

This year we have projects for both kids and adults. We will be making lap quilts for severe and profoundly mentally retarded students at Smouse and Ruby Van Meter schools. The students can use their quilt when they take a nap at school, or they can have it at home.

Quilt Show 2005

October 7th, 8th and 9th, 2005
Adventureland Palace Theater
"An Iowa Adventure"

To all of our guild members, I would like to say thank you for sharing your quilts and your time for the 2004 show.

This year's show theme is "An Iowa Adventure" and I would like all of you to start thinking about what you will be showing in October. All of your pieces are important large or small, whether you are a beginner, a new member or very experienced.

This is your guild and your show. It takes all of you to make it the quality production it has become.

The project for adults will be making placemats for people receiving Meals on Wheels. 900 people receive meals at their home in this area. This is a great opportunity to make a small project you can finish. You can practice a new technique or a quilting pattern you've wanted to try, or experiment with different ways of binding. A placemat will brighten the whole meal. It's not always easy to get a whole quilt made, but a placemat is a doable size. You can make it fancy or simple, for everyday or a holiday. Batting for the lap quilts and placemats will be available at the Community Service table at each meeting. We will continue with the ongoing collection of toiletries, pop tabs, and magazines.

Happy quilting this winter,

Nancy Woods, 243-1586 nwoods@dhs.state.ia.us

CORRESPONDING SECRETARY

New Position on the Board

Happy New Year to All: I am Julie Hanel, the new corresponding secretary for your Guild. In this position I will be sending cards to Guild members who are ill, have babies or who have a death in their family. I will need everyone's help in letting me know when these occasions happen.

Please contact me by phone: 515-289-2097, by email: grmaoftwins@dwx.com or by mail: 7330 NW 21st ST Ankeny, IA 50021

Julie Hanel

What better time to start a project for the show than the first of the year, when it is cold and snowy. We have such a large and very talented membership, that I feel we can top last year's number of quilts shown. So it is time to get busy.

If you have questions please feel free to call me.

Happy New Year, Happy Quilting
"Mike" Wigg 2005 Quilt Show Chair

Thanks.

Mike Wigg

289-2762 wiggm@weitz.com

2005 Quilt Show Chair



Share your quilts with the other members at the quilt show!

Thank You!

Out-going board members say thank you.

I want to thank you so much for all the beautiful fabrics I was given at the December Tea. What a wonderful early Christmas present for a quilter. I took Robbi Joy Ecklow's class on fusing and loved it. Batiks work especially well for those projects.

You were all generous.

I took this position to meet more members of the guild and I certainly did. I have enjoyed the year very much. I want to encourage all members to continue to call the new corresponding secretary, Julie Hanel, with names of members who might want a card sent to them. I have had many very positive responses from members who have received cards this year.



Lynn Stangl

A BIG thank you to all for the batiks & blocks. I have enjoyed being your retreat host (or Retreat Mommy, as Mindy Miller calls it). I am looking forward to being "just" an attendee in 2005 and basking in Marilyn Carlson's hospitality.

Jo Mostrom

I wish to thank all the guild members who gave me thank you blocks and fabric. I had fun being your treasurer this past year.

Linda Gorman

Thanks to all for the beautiful Batiks! I am already planning a quilt for them. I hope to have it done for the show next year! Thanks so much,

Jill Reber

Thanks to all of the guild members for the wonderful blue fat quarters and for the signature blocks. I will think of you as I use them.



This was the first year our guild offered the free technique sessions. It took a lot of planning and work to get this going, and I had a wonderful group that helped on the Education Committee. Please thank Elaine Anderson, Connie Biondi, Ellen Cooper, Sharon Davis, Annette Hansen, Astrid Liebergesell, Mary Jo Lippold, Becky Melberg, Marta Trout, and Linda Weiser for all their hard work. Thanks to the three shops who hosted our sessions, the teachers, and the guild members for attending. It was a great year! THANKS!

Penny Ray



Thank to all of the members who gave me fabric or auto-graphed blocks at the December Tea. Thanks for taking the time to make the blocks or purchase fabric.

As you all know, I was very moved by your show of gratitude and support at the end of my term. I will treasure your friendships always. YOU, our guild members are the best.

Marta Trout

Thanks so much for all the wonderful batik fabrics and blocks. I very much enjoyed being your Director-at-Large the last two years. Serving on the board enabled me to become better acquainted with many of you and to give back to the guild for all it's provided for me. Be assured that your gifts will find their way into a treasured quilt in the coming year. Thanks again.

Mary Shotwell


I greatly appreciate those of you who took the time to make a block or to select a fat quater for me in appreciation for the programs and workshops that the guild offered this year. Although I have dedicated considerable time to the programs this year, it has been a very rewarding year to meet and work with 9 such outstanding national quilters and lecturers. Again, thank you for your thoughtfulness.



Barbara Smalley

Thank you everyone for the beautiful batik fabrics and blocks. I didn't have any batiks in my stash and I am anxious to use them! I enjoyed my term as librarian - it was fun to choose new books and to meet many new people as they came to the library. Thanks again!

Lisa Modlin



Bloom where you're planted

2500+ bolts of fabric including the New Jinny Beyer Palette, inspiring displays and models, books, patterns, thread, notions, tools, batting, classes, gifts, candles and jewelry.
Our customers love our beautifully restored 103 year old building!

629 Main Street in Jewell, Iowa
3 miles west of Exit 133, I-35
Tuesday - Saturday, 10-5 and Thursdays to 8
We are closed Sunday and Monday.
515-827-6151

From Your Library

We have provided a list of the new titles added to your quilt guild library this last year 2004.

If you have a suggestion, stop by the library and let us know or send us an email. This is your library, so let us know what you are interested in.

Joyce Wisgerhof, 278-0805 JLEEWIS@aol.com

Suzanne Myers, 225-7045 suzannemyers14@aol.com



New Books Added to DMAQG Library 2004

1000 Great Quilt Blocks	Gordon, Maggi Mc Cormick
American Stenciled Quilts	Garnas, Vicki
Asian Elegance	Pippen, Kitty & Sylvia
A Silk Ribbon Album	Buechel, Jennifer
Batik & Beyond	Shierin, Laurie, J.
Best Of Black Mountain Quilts	Christopherson, Teri
Convergence Quilts	Tims, Ricky
Cutting Curves From Straight Pieces	Bowles, Debbie
Favorite Christmas Quilts	That Patchwork Place
Friendships In Bloom	Nelson, Marjorie & Nelson-zerfas, Rebecca
Great Quilting Techniques	Threads
Great Sets	Craig, Sharyn
Jacobean Rhapsodies	Campbell, Pat & Ayars, Mimi
Keepsake Signature Quilts	Saulmon, Sally
Lady Liberty	Patek, Jan
Little Book Of Little Quilts	Guerrier, Katharine
Log Cabin Rediscovered By Machine	Brayfield, Brenda
Loving Stitches: Guide To Fine Hand Quilt Rev.2004	Kimball, Jeana
New Directions In Chenille	Holmberg, Nannette
Piece N Play Quilts	Martin, Judy
Plentiful Possibilities	Milligan, Lynda And Nancy Smith
Quick Method Classic Blue Quilts	Leisure Arts
Quilt The Seasons	Baker, Barbara & Boe, Jeri
Shadow Applique	Van Boven, Hetty
Still Stripping After 25 Years	Burns, Eleanor
Three Dimensional Applique	Shackelford, Anita
Totally Tubular Quilts	Hutchens, Rita
Warm The Walls With Quilts	Oxmoor House

Letter from the editor New Color for the Piece Time newsletter

New year, New color for the Piece Time. Any ideas for other articles would be appreciated. Just a reminder about deadlines, all articles and advertising is due on the 25th before the next issue. Excmample: February newsletter deadline January 25th, 2005.

Consider volunteering, it is a great way to meet our wonderful members. Celebrate our 22nd year, in style! *The website will be updated as time permits.*

Duana Laird duana@mac.com

**DES MOINES AREA
QUILTERS GUILD
SMALL GROUPS (11/04)**

Bitsy Chicks
Blockheads
Capital City Quilters
Cat Women
Common Threads
Cutting Edge
Drake Quilters
Dyeing to Quilt
Empty Spools
Errloom Quilters
Fiber Artists of Greater Des Moines
Flutterbys
Four Mile Creek Quilters
Frayed Edges
Froggers (Rip-It, Rip-It)
Heart's Desire
Homespun Patchworkers
Hoops, Loops and Oops
"K" Bees
Legendary Ladies
Material Girls
Monday Basket Quilters
Painted Ladies
Piece Corps
Pieceful Strippers
Pin Pals
Quilting Friends
Quilts Under Construction
Rather Bee Quilters
Rotary Cut-Ups
Rotary Strippers
Rowdy Rippers
Sacred Heart Quilters
Sew 'N' Sews
Sew Nuts
Sew Whats
Southside Quilters
Stitchin' B's
Stitchin' Sisters
The Nine Patches
The Stitcher Uppers
The Tuesday Morning Cut Ups
This Crazy Little Group
Twisted Sisters
WannaBees
Warren Piecers
(from Warren County)

President's Ultimate Challenge 2004/2005

Something's Fishy

This is the 2nd year our guild has participated in the AQS Challenge for their annual show in Nashville. Since I'm a Trout I thought "Something's Fishy" was the only subject appropriate for me. I was very please with the creativity of 14 of our members.

This is the order the quilts were hung at our annual meeting. The name is either the name the originator gave their quilt or my description of it so I could identify the photos.

1. Donna Horn.....Hoity, Toity, Koity
2. Lonnie Parsons.....Coye Fish
3. Janet Pittman.....Fish Florals
4. Mary Cecil.....Lily Pads
5. JoAnn Belling.....Fish—It's what's for Dinner
6. Janet Retz..... Something Hungry This Way Comes
7. Barbara Riggs.....The School of Purple
8. Pat Weber..... Not Just Another Pretty Fish
9. Joan Disbrow.....Where's Charlie
10. Barbara Jones.....Orca
11. Barbara Jones.....Frogs, Fish & Flutterbies
12. Hollit Hart.....Mermaids
13. Lynn Randall..... Green Windows w/zebra Fish
14. Terry VanPelt..... Fishing in Pond

Thanks to each of you for participating.

Now the good news, the following quilters will be sending their quilts to Nashville next summer: Donna Horn, Lonnie Parsons, Janet Pittman, Mary Cecil, JoAnn Belling, Barbara Riggs, Pat Weber and Barbara Jones, (Frog, Fish).

Congratulations to all of you. We will be contacting you when it is time to get your quilts ready to mail.

Marta Trout

Dear Members,

NOW is the time to sign up for workshops by your favorite teachers. Please note that it will be easier now that we have given you Lynn's city address.

There are only two ways that you can now sign up: (1) Mail your registration form and money to Lynn Stangl or (2) sign up at a meeting. We ARE NOT equipped to take registration by email this year. So send in those registration forms NOW in order to get the workshops you want.

Please note that the 3-D embellishmet class taught by Nancy Kirk in January is on Monday BEFORE our guild meeting, so you must send in that registration to Lynn soon. Nancy told me this is her favorite class to teach and one she doesn't get to teach often. So I know it will be lots of fun.

I am looking forward to seeing a lot of you in the workshops and hope you are as excited about the quality of teachers we have this year as I am.

Your Program Chair

Donna Horn

REGISTRATION FOR 2005 WORKSHOPS

- *Reserve your place in a workshop by completing the registration form and making a payment.
- *Checks can be made for the total amount of ALL the workshops for which you register.
- *Payments are refundable if cancellation is done one month prior to the workshop.
- *Your name may be placed on the waiting list for any workshop, but payment is due when an opening occurs.
- *All daytime workshops are from 9AM -4PM. Evening workshops are 6:30 PM - 9:30PM unless noted.
- *Registration and payments may be made by mail. There will be no priority given to either mail or in-person registration.

TO GUILD MEMBERS FROM DONNA HORN PROGRAM CHAIR:

Well here is what you have been waiting for: **THE CLASS REGISTRATION FORM!!! (page 10)**

There is something to excite everyone as this next year has lots of teachers with varied talents and some of the best teachers in the nation. I had lots of fun finding these teachers for you and I know you will have LOTS OF FUN taking these workshops. Please note the MONDAY times. I tried to get some Monday classes to make it easier for those of you who work. Also, please note several teachers will be here for three days of workshops to accommodate more members. Velda Newman has a two-day techniques class so we can take advantage of her great talent and Luixin Newman will be here as many days as need(up to a week)to be to accommodate our members for her hand quilting technique. Even if a class is full, please sign up. Many members must change plans at the last minute and we have found that most people on the waiting list get into the classes.

Now for the guidelines for registration:

-If you are signed up for a class and cannot attend PLEASE contact Lynn Stangl so that someone on the waiting list will get an opportunity to attend the class.

FEBRUARY JUDY HOOWORTH AUSTRALIA

Wednesday, February 23 QUICKIE STRIPPY QUILTS

Inspired by Old English strippy quilts (usually scrapbag quilts) of pieced rows alternation with strips of solid or patterned fabric; strippy quilts enable you to use lots of different fabric combinations. Whether you choose a sophisticated color scheme or want to use up all your scraps and leftovers, you will have fun playing with color and pattern. Fast, easy and accurate quilting ensures you quilt top is finished in a day.

Thursday, February 24 RAZZLE DAZZLE LOG CABIN

Stitch a lively scrap Log Cabin Quilt. Explore the many different ways you can use color and prints in log cabin blocks. Discover easy ways to add innovative variations to log cabin blocks and sets, and learn how to use fabrics with PIZZAZ!! Based on her book: "Razzle Dazzle Quilts"

Friday, February 25 NATURAL INSPIRATIONS

A spontaneous approach to pictorial applique. Inspiration will come from magazine pictures or snapshots. Colorful landscapes will stimulate your imagination to create a unique small picture that is suitable for framing. This 'hands on' method requires no templates and each picture will be embellished with expressive machine stitching.

MARCH LIUXIN NEWMAN---THE TIMBLELADY AUSTRALIA

—Class note: We are fortunate enough to have Liuxin here for a second week. Therefore extra hand quilting classes are possible.

Wednesday, March 23 HAND QUILTING WITHOUT PAIN

*Hand Quilting – Learn how to hand quilt without pain.

Class objective: Hand Quilting without pain and how to make a perfect quilt.

First half of the class: Learn Thimblelady's Folding technique through a series of exercises.

Second half of the class: Lecture on the materials and tools involved in hand quilting; essential knowledge about hand quilting from design to finish. A kit is provided for the class. Bring some enthusiasm and self-confidence.

Thursday, March 24 HAND APPLIQUE

Hand Applique – Everything you must know about fine hand appliqué.

Class objective: Perfect hand applique in One Day using needle turn technique; find the secrets of fine hand appliqué - How to make the sharpest points and indentations!

First half of the class: Focus on correct sewing posture and precise applique skill from basics.

Second half of the class: Essential knowledge of fine appliqué from fabric selection to basic tools. Bring your sewing bag with two pairs of scissors: one for cutting paper and one for fine clipping of fabric.

Monday, MARCH 28 HAND QUILTING WITHOUT PAIN *Repeat of wednesday class

Tuesday, MARCH 29 HAND QUILTING WITHOUT PAIN *Repeat of wednesday class

APRIL PAT COX---APPLIQUE MINNEAPOLIS, MN

Wednesday, April 27 HAWAIIAN APPLIQUE

Pat will teach us the fine art of Hawaiian applique. She, also, will bring some hand dyed fabric that can be purchased to use in your applique.

In this class create your own idea or use a classic pattern to make an example of this lovely style of quilting.

Thursday, April 28 MINIATURES

Work out a quilt design with small patterns and in the process create a beautiful miniature applique work of art.

Friday, April 29 "BALTIMORE-STYLE" QUILTS

Make a basket of flowers block for your heirloom quilt. Pat has created lots of original patterns to choose from. This IS NOT your typical Baltimore Quilt blocks.

MAY **SANDY BONSB** *WASHINGTON*

Monday, May 23

FOLK ART: PRIMITIVE APPLIQUE 6:30PM-9:30

Learn to create primitive shapes even if you can't draw! The focus of this workshop is on how to create folk art applique shapes, the many ways to applique them to a background, and embellishments techniques. The quilt "My favorite Things" inspired this workshop, but each student creates a quilt of her own favorite things.

Wednesday, May 25

FOLK ART:NO SEAM RIPPERS PLEASE

Use up those extra strips from previous projects! Students make scrappy blocks and cut them askew to create Lopsided Logs, then combine them to make a wonderfully fun and colorful quilt. Blocks will be in different sizes, so techniques for fitting them together are demonstrated. Embellishments are also discussed. This workshop teaches students to be random in their fabric choices and allows them to use up the many extra strips they may have accumulated.

Thursday, May 26

TECHNIQUES: COLOR WORKSHOP

Choosing colors for a quilt is often harder than making the blocks. Learn about basic color principles by creating blocks using complementary pairs and neutrals.

JUNE **SHARYN CRAIG** *CALIFORNIA*

Wednesday, June 29

SCRAP HALF LOG CABIN

NEW, IMPROVED, BETTER THAN EVER! This new method is even easier than before. Strip trading starts the fun rolling for this scrap variation of the Half Log Cabin block. (featured in The Ultimate Half Log Cabin Book)

EXPERIENCE LEVEL: All levels

FOCUS: Techniques and FUN

Thursday, June 30

NORTHWIND

Another great scrap quilt! Students will trade fabric in this workshop, then learn a very slick, efficient, organized method of cutting and piecing triangles to create a variety of different blocks. There are eight different blocks to select from, or you can design your own. Even when the blocks are made you have unlimited possibilities for how you ultimately sew them together into a quilt. Even quilters who have been previously intimidated by triangles find this workshop fun and freeing. (This workshop was featured in Traditional Quiltworks #38, pp 25-30.)

EXPERIENCE LEVEL: All levels

FOCUS: Skill building, design and color

JULY **CINDY BLACKBERG**

FLORIDA

Wednesday, July 27

MASTERING HAND PIECING

Students return to the relaxing art of hand piecing. Participants learn to accurately hand piece points. While stitching on the sunflower block, students learn to set in curves easily with a new technique developed by Cindy to keep seams flat. (See Rodale's new book Favorite Techniques from the Experts.)

Thursday, July 28

MARINER'S COMPASS

This workshop will satisfy all tastes, since students can choose to hand piece or machine piece the block. Cindy's techniques will show how easy the block can be pieced without foundation papers or templates! Each student will stamp out her pieces to make it the most accurate compass EVER!

SEPTEMBER **VELDA NEWMAN** *CALIFORNIA*

Wednesday, September 28

TEXTURE AND FORM 1

Nature is an endless source of beauty and inspiration. With this in mind, learn how to get rid of "flat" appliqué. Students will learn to create texture and form using machine techniques.

Thursday and Friday, September 29 AND 30 **CREATING REALISM 2**

This class is all about exploration! It is an expansion on the Creating Realism 1 class and it is in true workshop format. In this class we work with all kinds of mediums (paints, inks, bleach, crayon, etc.) and push the limits of our imaginations. The students will also be taken through the process of developing an original composition using the overhead projector and making individual patterns. Hopefully they will take these pieces home and continue to experiment and create.

OCTOBER **SARA NEPHEW** *WASHINGTON STATE*

Monday, October 24 6:30-9:30 PM

VALUE-ABLE FABRIC

Brain training! These exercises will train your eyes too. Learn how to sort fabrics by value. Subjects discussed: chiaroscuro, isometric 3-D, the effect of large and small prints. First the students lay out a big value chart of about 50 fabrics. (Provided by the teacher, you don't get to keep them.) Each student places at least a few fabrics in the correct position by value. Help can be solicited. Then students cut and exchange small pieces of fabric and glue down a value chart. If time permits, students may also cut and glue fabric to fill a simple 3-D design.

Wednesday, October 26

3-D BUILDINGS

Intermediate to Advanced

New quilt patterns for isometric 3-D illusion buildings! Some quilts or tops are shown and the theory of Isometric (equilateral) 3-D illusions is briefly discussed. Students learn how to sort fabric into dark, medium, and light. A cutting demo is given for each section of the two-chimney house, after which students cut and piece that section themselves. (Then the next section is demonstrated, etc.) The aim is to complete one house block, after which the student can make the Homestead wall hanging, or try the reverse house block (or another building block) to begin a larger quilt. Bring fabric to piece a block or two rather than enough for a whole quilt.

Thursday, October 27

SPACE CRYSTAL 2

Intermediate to Advanced

The wall hanging is shown and fabric and color choices are discussed. After a cutting demo, students begin to cut and piece the center hexagonal block (Tumbling Blocks & Stars). The aim of the class is to piece the center block and at least one of the hexagon units. Assembly of the 3-D star and setting in the parts of the triangle units are also covered in class. ** Clearview Triangles will be available to use in class, and to purchase if desired.

2005 DMAQG Workshop Registration Form

Speaker	Date	Day	Workshop	Cost	*Check to Attend	Extend Cost
Nancy Kirk	Jan. 24	Monday	3-D Embellishment	\$20.00	<input type="checkbox"/>	_____
	Jan. 26	Wednesday	Saving Grandmother's Quilt	\$30.00	<input type="checkbox"/>	_____
	Jan. 27	Thursday	Crazy Quilting	\$30.00	<input type="checkbox"/>	_____
Judy Hooworth	Feb. 23	Wednesday	Quickie Strippy	\$30.00	<input type="checkbox"/>	_____
	Feb. 24	Thursday	Razzle Dazzle Log Cabin	\$30.00	<input type="checkbox"/>	_____
	Feb. 25	Friday	Natural Inspirations	\$30.00	<input type="checkbox"/>	_____
Luixin Newman	March 23	Wednesday	Hand Quilting	\$30.00	<input type="checkbox"/>	_____
	March 24	Thursday	Applique	\$30.00	<input type="checkbox"/>	_____
	March 28	Monday	Hand Quilting	\$30.00	<input type="checkbox"/>	_____
	March 29	Tuesday	Hand Quilting	\$30.00	<input type="checkbox"/>	_____
Pat Cox	April 27	Wednesday	Hawaiian Applique	\$30.00	<input type="checkbox"/>	_____
	April 28	Thursday	Miniature Applique	\$30.00	<input type="checkbox"/>	_____
	April 29	Friday	Baltimore Style Quilts	\$30.00	<input type="checkbox"/>	_____
Sandy Bonsib	May 23	Monday	Folk Art: Primitive Applique	\$20.00	<input type="checkbox"/>	_____
	May 25	Wednesday	Folk Art: No Seam Rippers	\$30.00	<input type="checkbox"/>	_____
	May 26	Thursday	Color Workshop	\$30.00	<input type="checkbox"/>	_____
Sharon Craig	June 29	Wednesday	Scrap Half Log Cabin	\$30.00	<input type="checkbox"/>	_____
	June 30	Thursday	Northwind	\$30.00	<input type="checkbox"/>	_____
Cindy Blackberg	July 27	Wednesday	Mastering Hand Piecing	\$30.00	<input type="checkbox"/>	_____
	July 28	Thursday	Mariners Compass-Hand or Machine	\$30.00	<input type="checkbox"/>	_____
Velda Newman	Sept. 28	Wednesday	Texture and Form 1	\$30.00	<input type="checkbox"/>	_____
	Sept. 29&30	Thur.&Fri.	Creating Realism	\$60.00	<input type="checkbox"/>	_____
	2 Day Workshop					
Sara Nephew	Oct. 24	Monday	Value-Able Fabric	\$20.00	<input type="checkbox"/>	_____
	Oct. 26	Wednesday	3-D Building	\$30.00	<input type="checkbox"/>	_____
	Oct. 27	Thursday	Space Crystals	\$30.00	<input type="checkbox"/>	_____
Totals						_____

Program Chair: Donna Horn, 224-1113, email: RDAMMH@aol.com

*If you wish to take more than one class from a teacher, please indicate which is your 1st, 2nd or 3rd choices.

The first choice will be scheduled (if space is available) and the 2nd and/or 3rd choices will go on the waiting lists.

Please complete the form, make out a check payable to **DMAQG** and send to:

Lynn Stangl
 5604 Woodland Ave, West Des Moines, IA 50266
 515-225-6875
 lynnstangl@msn.com

Your Name: _____
Phone#: _____
Email: _____
Address _____
City _____ State _____ Zip _____



9926 Swanson Blvd
Clive, IA 50325
515-276-1977
www.creekside-quilting.com

We now have over 4000 bolts of fabric!

SUPER BOWL SALE

Sat & Sun, February 5-6
Sat 10-5 Sun noon-4

15% OFF ALL FABRIC

Applique
Getaway

Jan 12, Feb 9
10 AM -4PM
(every 2nd Wed)

SHOP HOURS

M-W 10 - 5:30
Thursday 10 - 7:00
Fri-Sat 10 - 5:00
Sun 1 - 4 PM

Closed major holidays

★ **Homespun Quilt Shop** ★
Quilting Supplies, Classes, Berninas & Gifts
Hours: Mon.-Fri. 9:00-5:00; Sat. 9:00-4:00
202 Central Avenue Estherville, IA 51334 712-362-5100
CANDY FREDERICKSEN
www.homespunquiltshop.com
E-mail: homespun@myexcel.com

\$5 \$10 \$10 \$10 \$10 \$10 \$10 \$10 \$10 \$10 \$5
Creative Sewing Center M-F: 10-5
3708 Ingersoll Ave., DM, IA 50312 Th: 10-7
515-279-0019 † csew@earthlink.net Sa: 10-4
Get Punched Out
(by our Fabulous Deals)
and receive \$20 in *FREE product!
Cottons † Batiks † Flannel † Notions † Books † Batting
Husqvarna VIKING www.creativesewingcenter.com
\$5 \$10 \$10 \$10 \$10 \$10 \$10 \$10 \$10 \$10 \$5

FARMHOUSE QUILTING
by Lenise Nissen
Custom Machine Quilting
712-563-2823
1237 190th Street
Audubon, IA 50025
lenisen@metc.net



ADEL QUILTING & DRY GOODS CO.
“The Little Quilt Shop on the Prairie”
909 Prairie Street, Adel ~ 515-993-1170
(1 block north of highway 6)
Come visit us for fabric, patterns, books,
notions, quilting supplies, lots of store models,
classes and a new line of gift items.

Husqvarna VIKING
Quilting Connection
FABRICS • NOTIONS • PATTERNS • CLASSES • BOOKS • SEWING MACHINES
•HOURS•
238 Main Street Ames, IA 50010 (515) 233-3048 iaquilts.com
Mon & Thurs 10 am - 8 pm
Tues, Wed, & Fri 10 am - 5:30 pm
Sat 10 am - 5 pm
email: iaquilts@netins.net

The Sampler
Over 4200 Calicoes, Solids, Flannels
Batiks, 30's Prints, & Bright Kids Prints
Books & Supplies
Quilt Guild Discount & Mail Order Available
102 S. Grand, PO Box 25 Chariton, IA 641-774-2116
641-774-2116 carolsampler@mchsi.com
M-F 9:45-6:00 S 9:45-3:00

Gwen's Quilt Studio
 Custom Hand Guided Machine Quilting

Gwen Roen
 (515) 961-9727

16914 Little Lake Trail
 Indianola, IA 50125

gwensquilting@aol.com



The Stitching Place
 227 N. Buxton
 Indianola, Iowa 50125


Quilting Fabrics, Machine Embroidery Supplies
 Notions, Blank Chambray and Denim Clothing
 Pfaff and baby lock sewing machines and sergers
 Eileen Leminger owner 515-961-5142

Real-Quilts
Piecing and Quilting for You!

Debbie Rolek
 Quilter

775 Walnut Ridge Drive
 Waukee, IA 50263-9553
 Home Phone: 515-222-1463
 Cell Phone: 515-238-9916
 Fax: 515-226-1448
 E-mail: d.rolek@mchsi.com

Photos: <http://community.webshots.com/user/debbierealquilts>



**BIGGEST SALE
 OF THE YEAR**

**Friday, Jan. 21
 Saturday, Jan. 22**

10 am - 5 pm

**FONS & PORTER
 QUILT SUPPLY**

54 Court, Winterset, IA • www.fonsandporter.com
 515-462-1020 • 888-985-1020

- Sale fabric \$4 & up
- Finish the bolt 20% off
- Discontinued notions & kits
- Famous Brown Bag Specials
- Free Door Prize to the first 50 people each day



Free Technique Classes

The free technique sessions for January are filled and so are the waiting lists. Thanks to everyone for signing up. The Education Committee will be making a new schedule for spring sessions. Watch the newsletter and the web site (under happenings, technique sessions) for the spring sessions list.

Astrid Liebergesell 225-0336
 liebergesell@mchsi.com

**Catch the Spirit With
 The 9th Southern Iowa Shop Hop**

February 2nd to 5th

**9AM to 5PM unless store hours normally longer
 20% off Regular Priced Fabric**

Prizes-Patterns-Refreshments-Free Gift at Each Store
 Pick up Free Patriotic Row Quilt Pattern also Kits will be Available
 Visit all 10 Stores to be eligible for the Grand Prizes
 Prizes worth more than \$1000 will be available.
 Visit 8 Of 10 Stores to be eligible for Other Great Prizes

**Quilt Nest at Clarinda
 Knits & other Notions at Creston
 Fabric Creations at Greenfield
 Ben Franklin at Winterset
 Fons & Porter Quilt Supply
 Vande Lune Fabrics at Pella
 Betty's Gifts & Quilt Shop at Chariton
 The Sampler at Chariton
 Quilt with Us at Lucas
 Harvest Table at Norwalk**



EASY NAMETAG

Des Moines Area Quilters Guild, Inc.
Financial Statement
January through November, 2004

Fabric and Cutting

- 3 1/2" x 2 1/2" rectangle white or light colored fabric
- 5" x 10" rectangle for borders and backing, cut as follows:
 - 5" x 4" rectangle
 - 2 (1 1/4" x 5") rectangles
 - 2 (1 1/4" x 2 1/2") rectangles
- 5" x 4" rectangle batting



Sewing Directions

1. Sew 1 1/4" x 2 1/2" rectangles on short sides of light-colored rectangle.
2. Sew 1 1/4" x 5" rectangles on long sides of light-colored rectangle.

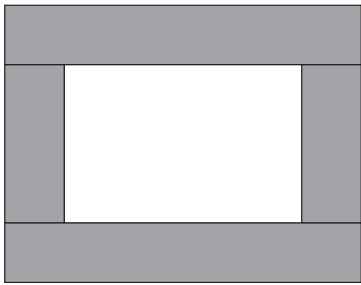
3. Layer 5" x 4" rectangle and pieced rectangle, right sides together. Place batting rectangle on top of pieced rectangle.



4. Sew around the outside edge, leaving a 2" opening on one long side. Trim extra batting and fabric from corners and turn nametag right side out. Slip stitch opening closed. Quilt in the ditch around the light-colored rectangle.



5. Print your name in the light-colored rectangle. Sew or glue a pin to the back or use a straight pin to attach your nametag.



Note to self:
New Year's resolution
Make a name tag
for guild meetings!

	<u>Actual</u>	<u>Budget</u>
Beginning Balance	39,496.19	39,496.19
Income:		
Advertising	1,900.60	1,000.00
Challenge Inc.	392.50	250.00
Dues	11,175.00	12,000.00
Guest Fees	400.00	350.00
Interest Income	184.09	300.00
Library Income	332.60	250.00
Misc. & Prior	5.00	
QS Income	22,796.45	20,500.00
Retreat Income	13,533.50	16,474.00
Workshop Income	<u>8,950.00</u>	<u>12,000.00</u>
Total Income	59,669.74	63,124.00
Expense		
Challenge-President AQS	102.42	750.00
Challenge - show	365.58	300.00
Community Projects	597.25	1,500.00
Fair Premiums	300.00	300.00
Insurance	657.00	660.00
Library	559.35	600.00
Meeting Place	1,838.00	1,925.00
Member Maintenance	3,516.94	2,775.00
Member Program	12,130.38	12,975.00
Member Workshops	10,750.78	10,790.00
Member Technique Seminars	2,200.00	4,000.00
Miscellaneous & Prior	227.59	
Newcomers	712.77	900.00
Newsletter	8,958.53	8,140.00
QS-Future	477.62	500.00
Quilt Show Expense	16,570.48	16,020.00
Retreat	12,135.22	17,700.00
Website	<u>381.00</u>	<u>460.00</u>
Total Expense	72,480.91	80,295.00
Gain or loss	-12,811.17	-17,171.00
Equity:		
Contingency Reserve	20,000.00	20,000.00
Retained Earnings	19,519.54	
Net Income	-12,811.17	
Total Equity	26,708.37	

MEMBERSHIP DIRECTORY UPDATE

*Please welcome these new members
+ E-mail Change
^Corrections to the Directory

- *Doris Beckett: 1150 Mason Avenue, Des Moines, IA 50315-6640
515-285-3049
- *Cheryl Erickson: 3273 100th Street, West Des Moines, IA 50265
515-440-1210; Cheryl@artisticbead.com
- *L.E. Gibbons: 1205 W. South Street, Winterset, IA 50273
515-462-2122; rainy1205@msn.com
- *Carol McGarvey: 5717 Kingman Avenue, Des Moines, 50311-1205
515-279-2203; tcmgarvey@aol.com
- *Theresa Renaud: 2539 Lewis Avenue, Greenfield, IA 50849
641-343-0971; ttnttr@iowatelecom.net
- *Joan Roberts: 808 15th, West Des Moines, IA 50265
515-225-8982
- *Helen Tankersley: 2028 Cahaba Crest Drive, Birmingham, AL 35242-4417—205-980-9500; helen.tankersley@bellsouth.com
- *Tricia Rutledge: 303 South 5th Street, Guthrie Center, IA 50115
641-332-2468; rutledge@netins.net
- *Diann Steele: 1618 60th, Des Moines, IA 50322
515-274-3177; dsteele427@aol.com
- +Shirley Clifford: shirknut@aol.com
- +Lynn Randall: randall@logonet.net
- +Mary Helen Schiltz: maryhelenschiltz@msn.com
- +Peggy Warner: warnerbros2@msn.com

Quilter's Cupboard

Fabric, Books, Patterns, and Notions

131 N. Ankeny Blvd.
(1 block north of 1st St. on Hwy 69)
Ankeny, IA 50021
515-963-8758
quilterscupboard@yahoo.com

Hours: Mon. – Sat. 10 – 5
Thurs. Until 7:00

- ^Adrienne Hart: 10495 Rowe Drive, Granger, IA 50109
- ^Nora Mosher: 118 Water Street, #120, Des Moines, IA 50309
515-266-7486; neonmosher@aol.com
- ^Mary Shotwell: 415 43rd Street, Des Moines, IA 50312
515-279-2368; WMShotwell@aol.com
- ^Marcia Trevillyan: 616 21st Street, West Des Moines, IA 50265
515-225-4884
- ^Dawn Warner: 807 12th Street, Ames, IA 50111
515-229-4233



To be completed by staff

Date _____

Cash/Check No. _____

Amount _____

Membership Card _____

2005 Des Moines Area Quilters Guild Membership Information

YES, I WOULD LIKE TO SAVE POSTAGE BY RECEIVING THE DMAQG PIECE TIME NEWSLETTER ON THE GUILD'S WEB SITE.

Regular Membership

_____ Renewal

_____ New Member

Junior Membership*

_____ Renewal

_____ New Member

Name _____ Home Phone _____

Address _____

City _____ State _____ Zip Code _____

E-mail address _____

The guild depends on volunteers. We'd like to get more members involved.

How can you help?

Committees

___ Assist Librarian

___ Assist Directors at Large

___ Assist with Program

___ Assist with Quilt Show

___ Assist with Community Service

___ Assist with Retreat

___ Assist with Newsletter

Special Projects

___ Machine quilt – comm. service projects

___ Other _____

___ Sew binding

___ ANYTHING!

DMAQG annual dues are \$25 for regular membership and \$10 for junior membership, and are due January 1. If you are mailing this form, please send it to DMAQG, P.O. Box 25070, West Des Moines, IA 50265.

* Junior membership is available for individuals under 18 years of age. It is limited to participation in guild meetings and the Quilt Show.

2005

BOARD OF DIRECTORS & COMMITTEES

President

Janet Pittman 223-6735
janpittman@mchsi.com

Vice President

Leigh Lussie 276-0041
ricle@earthlink.net

Recording Secretary

mailing list - newsletter
Shelley Miller 278-5489
Kesh0310@aol.com

Corresponding Secretary

Julie Hanel 289-2097
grmaoftwins@dw.com

Treasurer

Judy Cramer 276-3582
judycramer@mchsi.com

Program Chair

Donna Horn 224-1113
RDAMMH@aol.com

Program Chair-Elect

Fern Stewart 285-2577
stewnap@hotmail.com

Quilt Show Chair

Mike Wigg 289-2762
wiggm@weitz.com

Quilt Show Chair-Elect

Mary Shotwell 279-2368
WMShotwell@aol.com

Directors at Large

Sharon Meisenheimer 986-1145
rmeis@aol.com
Ellen Cooper 279-4813
nelliecoop@qwest.net

Des Moines Area Quilters Guild
P.O. Box 25070
West Des Moines, IA 50265

Librarians

Joyce Wisgerhof 278-0805
JLEEWIS@aol.com

Suzanne Myers 225-7045
suzannemyers14@aol.com

Newsletter Editor

Duana Laird 334-0512
duana@mac.com

Newsletter Advertising

Vickie Williams 556-3412
will2001@yahoo.com

Website

Elaine Voyce 270-2607
elainevoyce@mchsi.com

Community Service

Nancy Woods 243-1586
nwoods@dhs.state.ia.us

Retreat Chair

Marilyn Carlson 967-2618
mcarlson2618@aol.com

Education Committee

Astrid Liebergesell 225-0336
liebergesell@mchsi.com

1800s Quilt Study Group

at Creekside Quilting
1st Tuesday of the month at 7 p.m.
February 1, 2005
Any questions:
Kimber Mitchell Van Heukelom
993-4005(home) or
284-2260 (work)

DMAQG Newsletter Advertising

Classified Ads are 10 cents per word, with a \$2.00 minimum, and must be quilt or member related.

Deadline date - 25th of the month before, (The deadline for the Febuary issue will be January 25th). All ads must be prepaid. **Pay for 10 ads and get the 11th ad free.**

All ads must be camera ready, except classified ads, which will be set in *Piece Time* by the newsletter editor.

Please make checks payable to DMAQG.


Mail to: Vickie Williams
2602 122nd St
Urbandale, IA 50322

Newsletter Advertising Rates

1/8 page (2" x 3 1/2") Business Card	\$10.00
1/6 page (3 1/3" high x 3 1/2" wide).....	\$12.00
1/4 page (2 1/2" high x 7" wide) or (5" high x 3 1/2 wide).....	\$16.00
1/2 page (5" high x 7" wide) or (10" high x 3 1/2 wide).....	\$30.00

Des Moines Area Quilter's Guild is a non-profit organization that meets monthly to enhance the members' knowledge and enjoyment of quilts and quilting. Most meetings are held on the fourth Tuesday of the month at West Des Moines United Methodist Church, 8th and Grand in West Des Moines. Afternoon meetings are at 1:00 pm and evening meetings are at 7:00 pm. Dues are \$25. Guests are welcome. A \$5 lecture fee will be collected from non-Guild members at meetings featuring a paid speaker.

Applique Society meetings
at Quilt Block
January 18 for daytime
January 20 for evenings



Any questions: Donna Horn - 224-1113

Next Meeting, January 25, 2005, 1:00 pm & 7:00 pm
West Des Moines United Methodist Church, 8th and Grand, West Des Moines, IA